

Childhood Shocks Across Ages and Human Capital Formation

Pedro Carneiro, Kjell G. Salvanes, Barton Willage, and Alexander Willén*

September 2024

Abstract

We provide novel evidence on whether shocks to the home environment differentially impact children's human capital development depending on their age at the time of the shock. We do so by comparing the outcomes of children whose parents experience involuntary job loss episodes at different points of the children's lives. Rich administrative data from Norway enables us to examine a broad range of short- and long-term educational outcomes (performance, attainment, and behavior), mental health, and earnings at age 30. Although early childhood is an important period for acquiring skills and abilities, we show that changes in the home environment occurring in early adolescence matter as much, and oftentimes more, than those in early childhood. Using detailed information from national mental health surveys and linked longitudinal patient-doctor registers, we document impacts of job displacement on the mental health of children and parents.

JEL CODES: I20, J24, I10

KEYWORDS: Early childhood development, intergenerational links, human capital

* Carneiro: Department of Economics, University College London, CEMMAP, IFS (e-mail: p.carneiro@ucl.ac.uk). Salvanes: Department of Economics, Norwegian School of Economics, CESifo, IZA, CEPR, and HCEO (e-mail: kjell.salvanes@nhh.no). Willage: Department of Economics, University of Delaware, and NBER (e-mail: willage@udel.edu). Willén: Department of Economics, Norwegian School of Economics, UCLS, CESifo, and IZA (e-mail: alexander.willen@nhh.no). Salvanes and Willén are grateful for financial support from the Research Council of Norway through its Centers of Excellence Scheme, FAIR project no. 262675. Willén further acknowledges financial support from the NRC Young Research Talent Scheme, project no. 275274. Carneiro gratefully acknowledges the support of the ERC through grant ERC-2015-CoG-682349.

1. Introduction

It is well established that shocks during early childhood have long lasting consequences on children's lives (e.g., Carneiro and Heckman 2003, Grantham-McGregor et al. 2007, Almond and Currie 2010). This has motivated a strong focus in the academic and policy literatures on the importance of early childhood interventions and on the harmful consequences of child poverty. However, a central and still unresolved question remains: do similar shocks occurring at later stages of childhood have larger or smaller long-term impacts than those occurring earlier? Specifically, does the timing of a shock—whether in early or later childhood—affect the magnitude of its impact?

Understanding this issue is challenging because researchers have not had access to data where similar children experience similar shocks at different ages. Even in longitudinal quasi-experimental studies, such as those by Johnson and Jackson (2019) or Goff et al. (2023), significant differences exist between the types of shocks that occur earlier versus later in a child's life. This makes it impossible to isolate the effect of the shock from the age at which it occurs. As an alternative, some researchers have used observational studies to examine how family income fluctuations during childhood influence long-term outcomes (e.g., Carneiro et al. 2021; Carneiro et al. 2023; Eshaghnia et al. 2022; Eshaghnia et al. 2023). These studies can observe different children exposed to identical income fluctuations at different ages, but interpreting their findings as the impacts of exogenous shocks requires strong conditional independence assumptions about the source of these income fluctuations.

This paper provides the first causal evidence on whether shocks to the home environment differentially impact children's human capital development depending on their age at the time of the shock. The set of outcomes we examine is comprehensive, encompassing a full range of educational outcomes (performance, behavior, and attainment), long-term labor market outcomes, and detailed mental health outcomes. Unlike the existing quasi-experimental studies mentioned earlier, we compare the outcomes of similar children exposed to similar shocks at different ages. Additionally, we relax the conditional independence assumptions present in observational studies regarding the timing of income shocks.

To perform our analysis, we exploit parental job loss events induced by mass layoffs and establishment closures affecting families with children of different ages. This exogenous source of variation can be used to study the relative impact of shocks to home environments across the

child's life. Importantly, our interest is not on the effect of job displacement per se, a topic on which there already exist several papers. That literature does not speak to the question of our paper, since it does not distinguish between the effect of job displacement at different ages of the child.¹

Using mass layoffs and establishment closures to explore this question is ideal, as these events occur often and generate sizable effects on the home environment (e.g., Ruhm 1991; Jacobson et al. 1993; Rege et al. 2009; Davis and von Wachter 2011; Ichino et al. 2017; Salvanes et al. 2022). We thus have a context in which similar children of all ages face the same large adverse change to the home environment. This allows us to causally examine if changes to the childhood environment have different impacts on human capital development depending on the age of the child at the time of the shock. A particularly novel component of our analysis is our ability to decompose what matters in terms of the home environment – resource quantity (e.g., family income) or other quality aspects of the home environment (e.g., stress and mental health).

We present four novel findings. First, we challenge the idea that shocks to early childhood environments have larger impacts on human capital development and earnings than shocks occurring later in the life of the child. Specifically, we establish that episodes of parental job loss occurring in early adolescence (ages 11 through 16) have larger impacts on the human capital outcomes of children than parental job loss occurring at earlier ages. We also show that early childhood shocks (ages 0 through 5) have larger impacts than those occurring in the pre-adolescence years (ages 6 through 10). For a subsample of our cohorts, we show that these same patterns of effects are observed when we study earnings at age 30 for these same children.

Second, we show that our results are not driven by differential parental responses (in earnings, employment, fertility, divorce, mobility, schooling, labor market exit) to job displacement occurring at different ages. Rather, they reflect differences in how the children are impacted by the same change in the home environment happening at different times. We conjecture that proximity (in age) to key educational outcome junctures may be a particularly important factor for explaining why shocks in adolescence are so impactful.²

¹ There is one exception to this. Bingley et al. (2023) analyzes the effect of the timing of job loss on children's primary school test scores. The first version of our paper was publicly available as a working paper in September 2022, while the working paper of Bingley et al. was published first in August of 2023.

² For a subsample of our cohorts, we can also examine performance on low-stakes national tests in grade 5. These tests are low stakes as they have no impact on children's educational opportunities. Despite the low-stakes nature of these exams, this analysis is useful as it provides another key administrative juncture through which we can collect evidence in favor of the hypothesis that closeness of the shock to such junctures represents an important factor for the impact it may have on children.

Third, since job loss may result in several changes to the home environment, it is important to understand whether changes in resource levels (e.g., income) matter more or less than changes in other aspects (e.g., stress) of the home environment. It is plausible that both are important. Specifically, there exists a large literature linking family resources to children's human capital and health (e.g., Becker and Tomes 1976, Caucutt and Lochner 2020, Carneiro et al. 2021, Eshaghnia et al. 2022; Eshaghnia et al. 2023), and there also exists a large literature examining how parental stress affects parental well-being and behavior, and subsequently the cognitive and socio-emotional development of children (e.g., Yeung et al. 2002; Deopke and Zilibotti 2017). In our data, changes in resource levels are not the main drivers of the effects we find.³ To see this, notice that since the earnings impacts of job displacement are persistent, children who are young at the time of the shock experience many more years of childhood with low earnings than children who are older at the time of the shock. However, it is the latter group who experiences larger impacts on their human capital, labor market, and mental health outcomes. This may be due to a higher sensitivity of adolescents to resource shocks, or because impacts of job loss on adolescents do not come directly through their impacts on home resources, but operate through other channels.

Similarly, our results also indicate that children are much more affected by maternal than paternal job loss shocks, even though the average maternal job loss event we study have considerably smaller impacts on family income than the average paternal job loss event. Further, the effects of displacement on children are not larger when we only consider shocks affecting the main breadwinner in the family. These results strongly suggest that factors other than family income, such as family stress and other changes to the quality of the parent-child interactions, likely represent the main drivers behind our results.

Fourth, we provide novel evidence of mental health effects of shocks to the family environment, both on parents as well as children. These effects are likely to drive, at least in part, changes in the human capital of children, but they are also independently important outcomes. In terms of parents, we show job loss causes substantial harms to mothers' mental health, and that these effects are much more muted (and oftentimes nonexistent) for fathers. Specifically, mothers

³ Several well-identified studies find strong support that both conditional and unconditional cash transfers to parents have positive impact on children's human capital accumulation and health (Dahl and Lockner 2012, Aizer et al. 2016, Milligan and Stabile 2011, Black et al. 2014). However, there are also many studies that do not find effect of cash transfers, either conditional or unconditional. Recent studies include Cessarini et al. (2016), Hawkins et al. (2023) and Borra et al. (2021).

report heightened anxiety and sleep deprivation in the mental health surveys we analyze, and are much more likely to be diagnosed with these symptoms by their doctors. These effects are especially important for mothers who experience job loss when their children are in early adolescence, consistent with the set of children for which we find the largest human capital effects. Research in child psychology that documents a strong relationship between parental stress, parenting behaviors, and children's cognitive and socio-emotional skills (e.g., Yeung et al. 2002; Deopke and Zilibotti 2017), is consistent with the idea that the differential effects of maternal and paternal job loss impact children could operate mainly through this channel.

For children, we also show that exposure to job displacement leads to worse mental health, reflected in more mental health-related visits to the doctor, as well as higher levels of reported anxiety and sleep deprivation. These effects are higher for children who experience shocks to the home environment in early adolescence, and appear to be long lasting. Specifically, we see no sign of fade-out even four years after the shocks have occurred.

The results reported in this paper highlight that the value of insurance against shocks varies substantially depending on the age of the children in the household. An important policy implication is that social and individual outcomes are not maximized simply by providing stronger protection to families with very young children, since impacts of shocks are equally or more detrimental if they occur at later ages.

The primary data for this paper comes from matched employer-employee records for all Norwegian residents between 1986 and 2018. These data allow us to link each worker with her employer and identify whether establishments are downsizing or closing down from one year to the next. We combine the linked employer-employee data with information from various population-wide administrative registers, such as the tax and transfer register, the family register, the education registers, and the doctor-patient health registers. We also merge this data with information from government-issued nation-wide mental health surveys on adults of certain ages. We are able to identify sets of households with similar work histories, similar demographics, and with individuals who work in similar plants, industries, locations, and time periods, but who experience displacement episodes when their children are of different ages.

Our estimation strategy assumes (conditional) random assignment of involuntary job displacements to families, after controlling for a rich set of controls (e.g., parental work histories) and a detailed set of cohort, age, and municipality fixed effects. This is a plausible assumption

since involuntary job displacements due to firm closures or mass layoffs are outside the control of the worker and it is often difficult to predict in advance which individual worker is more likely to be displaced, among many similar ones living at a particular location. In support of this assumption, we show that treated and comparison children as well as their parents are identical along several characteristics beyond the ones we condition on (e.g., Apgar score, birth weight, gender, immigrant status, parental income, parental marital status, parental education). Controlling for more variables, or implementing a matching estimator, yields results similar to the ones we present in our main analysis.

We perform several sensitivity checks, and find that our results are robust to accounting for early leavers from the firm (removing parents – and their children – from the analysis if they leave the establishment in the year preceding a mass layoff / firm closure); focusing only on large firms; restricting control families to the common support of the propensity score based on parents' characteristics prior to the displacement events; relaxing the employment history restrictions which we use to form our conditioning sets; altering the composition of the control group; and including a battery of additional controls. We also demonstrate that parental outcomes are trending similarly prior to the involuntary displacement event. The robustness of our results across these checks is consistent with the notion that our estimates are not driven by endogenous selection of households into displacement.

In addition to the robustness analysis discussed above, we show results from an alternative estimation strategy that relies on weaker identifying assumptions than our baseline method, although it requires us to use a much smaller sample. Restricting the sample to only those children who were exposed to at least one parental job loss event due to mass layoffs or plant closures at some point in their childhood, we can exploit the timing of shocks only within this set of children. The identifying assumption underlying this approach is that the age of the child at the time of the parental displacement is random across families who experienced one episode of displacement (as opposed to also relying on a control group of children with never displaced parents). The robustness of our results to the use of this alternative estimation approach show that our results are not driven by endogenous selection into treatment.

The main contribution of our paper is to provide the first causal estimates of how shocks to the home environment impact children of different ages across a very large set of education, labor market, and mental health outcomes. While a large literature spanning multiple fields

documents very high returns to investments in early childhood (e.g., Carneiro and Heckman 2003, Almond and Currie 2010), and a related literature suggests that the returns to human capital interventions decline as the child ages (e.g., Heckman 2006), no study has been able to causally estimate the relative effect of changes to the home environment at different stages of children's upbringing based on the same change, comparing similar children, in similar settings and time periods. Instead, existing evidence on the age-gradient of childhood shocks is based on studies that compare children who do not only differ in terms of age, but who also come from different populations and have been subject to fundamentally different types of interventions at different time periods (e.g., Heckman 1999; Heckman 2006; Elango et al. 2016; Rea and Burton 2019; Johnson and Jackson 2019; Hendren and Sprung-Keyser 2020; Attanasio et al. 2020, Goffer et al. 2023). With so many factors changing it is not possible to distinguish the role of age at the time of the intervention in determining the returns to human capital investments from the role of all other factors that vary across studies.

Our research also contributes to the growing literature examining skill formation in childhood as a dynamic process (e.g., Cunha et al. 2010), acknowledging that exposure to multiple adverse shocks in childhood may have disproportionate effects on children's outcomes. For children experiencing multiple episodes or job displacement we are able to estimate impacts of sequences of shocks that do not require the impacts of each shock to be additive (Johnson and Jackson, 2019, Goffer et al. 2023, Carneiro et al. 2023a, Carneiro et al. 2023b).

In addition, we contribute to the literature on the effect of involuntary displacement on individual's labor market and life outcomes (e.g., Rege et al. 2009; Sullivan and von Wachter 2009; Browning and Heinesen 2011; Del Bono et al. 2012; Tanndal et al. 2020; Coelli 2011; Minaya et al. 2020; Halla et al. 2020; Salvanes et al. 2022), as well as the impact of parental job loss on children (e.g., Oreopoulos et al. 2008; Rege et al. 2011; Hilger 2016; Huttunen et al. 2020; Mörk et al. 2020; Tanndal and Päällysaho 2020; Willage and Willén 2022, Bingley et al. 2023). With the exception of Bingley et al. (2023), none of these papers examine the impact of parental job loss by the age of the child, and they only analyze short-term outcomes on children. Some of the papers find effects on children's outcomes and some not, but the results are hard to interpret since one would expect differential effects across ages. Bingley et al. (2023), focusing on a short-term school test outcome, find effects consistent with our own results.

Lastly, related to our paper is also the smaller literature on the causal effect of shocks across the life cycle (e.g., Salvanes et al. 2022; Rinz 2021), and how workers' professional and personal lives are impacted by adverse labor shocks (e.g., Davis and von Wachter 2011; Oreopoulos et al. 2012; Adda et al. 2013). These studies provide novel insights into the effects of shocks on workers' careers, but they do not examine how children of different ages are impacted by such shocks.

2. Background

Our data comes from the Norwegian registries. In this section, we describe important features of the Norwegian institutions which are relevant for the interpretation of our findings, because they may affect how job displacement shocks impact the lives of children exposed to them.

Employment Protection and Social Welfare. Norwegian employment law is governed by the Working Environment Act. Similar to other Nordic countries, Norway has a high degree of employment protection and generous unemployment benefits (Botero et al. 2004; Huttunen et al. 2018). In the event of mass layoffs, there is no rule determining the order in which workers are laid off.⁴ Employment contracts typically require three months' notice of termination, though there are some exceptions related to employment tenure.⁵ There is no generalized legal requirement for severance pay.

Unemployment benefits are awarded to individuals who have had their work hours reduced by at least 50 percent. The replacement rate is 62 percent of the pre-dismissal income. The standard entitlement period was 186 weeks until 2004, at which point it was reduced to 104 weeks. Unemployment benefits are conditional on filing an employment form with the public employment office every 14 days, and on having a pre-dismissal income above a certain minimum threshold (\$16,500 in 2019).

Disability pensions are available to individuals who are unfit for work because of illness or injury. The cause of disability and whether the condition is permanent or temporary does not matter, but the disability must be verified by a doctor. Traditionally, access to disability pensions has been very liberal, and prior literature has identified disability pension as a common channel through which individuals can permanently exit the labor force while still maintaining a modest

⁴ While seniority is a strong norm, it should not be considered binding (e.g., Salvanes et al. 2022).

⁵ For example, workers with less than five years of tenure can legally be dismissed with only one month's notice. However, in practice, the overwhelming majority of young workers receive a three months' notice.

source of income (Johnsen et al. 2022). The after-tax replacement rate for previously average earners is around 65 percent (Blöndal and Pearson, 1995).⁶

Childcare and Family Policies. Maternal job protection, family support and child benefits play a key role in the Nordic welfare state. First, parents are entitled to 12 months of fully paid parental leave provided that they have worked for at least six of the ten months before childbirth and earned a minimum amount (approximately \$12,500 in 2010). While parental leave benefits are subject to a benefit cap, this cap is generous (\$75,000 in 2010), and most employers supplement benefits to ensure 100 percent coverage (Dahl et al. 2016). Second, all children have a fundamental right to childcare from August of the year they turn one. Childcare is heavily subsidized by the state, and the maximum monthly price is currently \$350.⁷ Around 80 percent of one-year-olds attend childcare. Third, parents receive non-means tested financial child support from the state until the child turns 18 years old. This is intended to cover some of the expenses associated with raising the child, and amounts to approximately \$130 per month. Finally, the government provides free universal health care and tuition-free education (including higher education) to all residents.

Education System. The Norwegian education system consists of 10 years of mandatory education starting at age 6. Following the successful completion of compulsory school, every child has a statutory right to 3-to-4 years of upper secondary education.

Upper secondary education consists of two different tracks: an academic track which provides students with direct access to higher education, and a vocational track which results in a trade or journeyman's certificate.⁸ The vocational track does not directly grant the student access to higher education.⁹ Approximately 50 percent of students choose to enroll in the vocational track, and 50 percent choose to enroll in the academic track. Admission to Norwegian high schools is very competitive from an international perspective. Individuals apply to high school with their

⁶ The official retirement age is 67, though an early retirement provision allows all public sector employees, and many private sector employees, to retire at age 62 (applies to all workers covered by the main employees' and employers' organizations). However, very few parents with children under 20 are near retirement age.

⁷ Low-income families are eligible for additional subsidies. This is considerably cheaper than in other OECD countries, such as the US. See for example <https://www.cnbc.com/2021/05/19/what-parents-spend-annually-on-child-care-costs-in-2021.html>

⁸ The two tracks are further subdivided into different programs (5 programs within the academic track and 10 programs within the vocational track). While there is a difference in the type of courses that students take across the different programs within a given track, the structure of the programs within a track is the same. We therefore abstract from this subdivision in the paper.

⁹ However, students in vocational programs can pursue supplemental education to secure access to higher education institutions.

grades from compulsory school (10th grade GPA), and selection into schools and programs are determined exclusively by the relative GPA ranking of the applicants.

A range of universities and colleges offer higher education in Norway, and the majority are tuition-free public institutions. Admission is conditional on graduating from an academic high school track and satisfying a minimum grade requirement. If the number of applications exceeds the number of seats, students are assigned exclusively based on high school GPA. Education is free at all levels, including post-secondary school.

3. Data

Our primary data comes from matched employer-employee records on all Norwegian residents aged 16 through 74 between 1986 and 2018. These data allow us to link each worker with her employer and identify whether plants are downsizing or closing down from one year to the next. A mass layoff event is defined as a plant losing more than 30 percent of its workforce from one year to the next. In this analysis, we focus on plants with more than 20 employees to prevent misclassification of false closures and mass layoffs. This is consistent with prior work on the topic (e.g., Salvanes et al. 2022).

A unique personal identifier enables us to combine the linked employer-employee data with information from various population-wide administrative registers, such as the education register, the family register, the tax and earnings register, the social security register, and the linked doctor-patient register. Moreover, we have data on each individual's municipality of residence each year.

Our wage measure is based on pre-tax labor earnings (including income from self-employment) excluding government transfers. An individual is considered employed if she has a plant identifier in the linked employer-employee data in a given year, unemployed if she does not have a plant identifier and receives any unemployment benefits during the year, and not in the labor force if she does not have a plant identification number and does not receive any unemployment benefits during the year.

In terms of demographic information, we have access to data on gender, age, education, marital status, and family composition. We can also observe if individuals are currently enrolled

in school or not. Local labor markets are based on commuting distance, and Norway has 160 local labor market regions (Gundersen and Juvkvam 2013).¹⁰

Crucial to our analysis is the ability to link individuals to their children, something we do through a unique family identifier. By following these children over time, from compulsory school into college, we can examine the impact of parental labor market shocks on children's short-and long-run education outcomes as a function of the child's age at the time of the shock. In terms of outcomes, we focus on a broad range of educational outcomes: GPA at the end of compulsory school (grade 10), high school graduation, high school quality (as proxied by the minimum GPA required for admission to the specific school-program), high school behavior (absences during high school), college enrollment, and college quality (as proxied by the minimum GPA required for admission to the specific college-program).¹¹ Taken together, these outcomes provide a comprehensive overview of the impact of parental labor shocks on children's short- and long-term educational outcomes in terms of performance, attainment, and behavior – both on the intensive as well as the extensive margin.

For a subsample of our cohorts, we can examine performance on low-stakes national tests in grade 5. These are considered low stakes as they only serve to provide information on the relative development of the children and the quality of the school without having an impact on their educational opportunities. This is useful as it provides another key (low stakes) administrative juncture through which we can examine the hypothesis that closeness of the shock to such junctures represents an important factor for the impact it may have on children.

In addition to the human capital outcomes, we can also follow a subsample of our cohorts (children older than 5 at the time of the displacement event) into the labor market and collect their earnings information at age 30. This allows us to estimate an aggregate reduced-form effect of the change in home environment on the children's careers, and provides a method for directly comparing the relative importance of child environment across a large range of child ages on earnings without having to infer such effects through the impact on educational outcomes.

Our mental health data come from two separate sources. First, we merge our analysis data with information from two population-based national mental health surveys conducted between

¹⁰ Local labor markets span more than one municipality (the lowest administrative unit consisting of 435 municipalities during our analysis period), but are typically smaller than counties (the second lowest administrative unit).

¹¹ GPA ranges from 1 through 6 and is calculated by taking the average grade (1-6) of all courses that the student has taken in the given year.

1988 and 2003 (the Cohort of Norway data and the National Health Screening Service's Age 40 Program data). The surveys targeted all men and women between the ages of 40 and 42, with a response rate of between 55 and 80 percent.¹² These data enable us to analyze self-reported mental health as a function of involuntary job displacement for a subset of individuals in our main sample. We focus on mental health outcomes that plausibly can be affected by negative labor market shocks: anxiety, nervousness, and sleeplessness. We are unable to examine these outcomes separately by child age due to sample limitations and the specific age of individuals that the surveys target.

Second, we link our analysis data to matched doctor-patient health registers that cover all individuals in Norway. These data provide us with information on all visits individuals make to their primary physicians, what symptoms they had, and which diagnoses they received. Using the ICPC-2 codes recorded for each patient visit, we construct variables measuring key mental health diagnoses of the parents and children similar to those in the mental health surveys (psychology, anxiety, sleeplessness). The benefit of the linked patient-doctor register data over the mental health survey data is that (1) we can examine effects for each of the age groups, (2) we can look at effects immediately following displacement, (3) we have data on patient visits both before and after the shock, such that we can conduct a more robust difference-in-differences estimation approach, (4) we can examine mental health effects on children, and (5) we can examine the timing of any mental health effects through event studies.

Table 1 provides summary statistics for all of the child outcomes that we use in the analysis (Panel A) as well as the parent outcomes that we use when exploring mechanisms (Panel B). To facilitate the interpretation of our results, we provide these summary statistics separately for each of the three age groups (0-5, 6-10, and 11-16). The samples differ across age groups because not every child has gone through their entire childhood within the period we consider for measuring displacement (1986 through 2009). For example, some children would have been 0-5 before 1986, and therefore will not be in the sample of children potentially experiencing shocks at age 0-5. Note that we do not require these outcomes to be similar across age groups as we compare treated and control individuals within each age group, and we provide extensive balance tests to demonstrate

¹² While the Age 40 Program exclude individuals in Oslo, the Cohort of Norway data includes individuals in Oslo. We use information from both surveys as most of the same information was collected across these two surveys.

that treated and control individuals within each age group are balanced on observable characteristics in Section 4.1.

With respect to the child outcomes, the children in our sample appear largely representative of children in Norway (Tungodden and Willen 2022), and differences in these outcomes across the different age groups are small (see Appendix Table A-1). Regarding parent outcomes, we observe slightly different values of the outcomes of interest across the three age groups, with parents of older children having marginally higher income, a higher divorce rate, more children, and being less likely to move (see Appendix Table A-2). This is expected, as parents of older children likely are older themselves as well.

In Appendix Figure A-1, we show the distributions of income for the universe of parents of children aged 10 between 1986 and 2009, and for the set of parents in our sample. The main difference between these two samples is the employment condition we impose on our analytical sample (3 years of continuous employment prior to the potential job loss event). This eliminates the probability of 0 earnings in our sample, and shifts the distribution to the right.

As expected, because of these stringent employment requirements, parents in our sample are richer than those in the universe of parents with children of the same age. Therefore, in this paper we are estimating the impact of the timing of job displacement episodes for parents in the middle and top of the income distribution. With our sample restrictions, we cannot say what would happen to children whose parents are towards the bottom of the income distribution. Furthermore, social insurance programs are relatively less generous for those in the middle than those at the bottom of the earnings distribution, because replacement rates fall with earnings levels. Therefore, we do not expect the state to provide as much insurance to these individuals as a response to their displacement shocks as it would provide to those with lower earnings.

4. Empirical Strategy

Impacts of Job Displacement on Children. To conduct our analysis, we exploit involuntary job loss events caused by mass layoffs and establishment closures among highly tenured employees. We reduce the dimensionality of our analytical problem by dividing childhood into three periods: early (ages 0-5), middle (ages 6-10) and late (ages 11-16). This is consistent with Carneiro et al. (2021). In the appendix, we show disaggregated results where we allow the impact of job displacement to vary with every single age of the child.

Our empirical strategy is analogous to what is standard in empirical papers examining impacts of job displacement (e.g., Schmieder et al. 2022). The main difference is that we consider responses in education outcomes fixed in late adolescence (as opposed to studying responses in time-varying outcomes, such as employment or wages).

For our baseline estimates, we first define a set of base years, 1989 through 2006. We set relative time to equal 0 for all parents in that base year. We define our treatment group as children whose parents involuntarily lost their job due to a mass layoff or plant closing between relative time 0 and relative time 1. We define our control group as children with parents who did not lose their job due to a mass layoff or plant closing between relative time 0 and relative time 1. To ensure that our control and treatment groups are similar and comparable, we restrict the sample to children whose parents have worked continuously for the three years leading up to the base year. Thus, the parents in both the control and the treatment group consist of fulltime workers with a stable employment history.¹³

Using this sample of children, we compare the outcomes of children who experienced a parental job displacement between relative time 0 and relative time 1 to the outcomes of children who did not experience a parental job displacement in that period. We estimate these regressions separately for each of the three child age groups. In all regressions, we include municipality, birth year of the child, and parental age fixed effects (our estimates are robust to including additional controls and fixed effects; see Section 4.3). This empirical framework gives us the impact of parental displacement at a particular age of a child (0 to 5, 6 to 10, and 11 to 16) on education outcomes in late adolescence. We then compare these results across age groups. The benchmark estimating equation is:

$$y_{jbgqam} = \beta_{1g}Displace_{jg} + \theta_{gq} + \phi_{gm} + \rho_{ga} + \varepsilon_{jbg}, \quad (1)$$

where b denotes the base year and g denotes the age group we are considering. y_{jbgqam} is the outcome for child j in birth year q , parental age a , and municipality m . $Displace_{jg}$ is a binary variable taking the value of one if the child's parent was involuntarily displaced when the child was in that age group, and zero otherwise. Equation (1) also controls for birth year (θ_{gq}), parent

¹³ It is important to note that we do not impose any restrictions on the post-base year labor market behavior of individuals in our sample, as such restrictions would introduce a selection bias into the analysis. Thus, individuals in the control group (as well as individuals in the treatment group) could be involuntarily displaced in future years.

age (ρ_{ga}), and municipality (ϕ_{gm}) fixed effects.¹⁴ In the sensitivity analyses we present below, we add additional sets of fixed effects (e.g., industry fixed effects). These fixed effects control for systematic differences across birth years, parent age, and geographic location, that may be correlated with both parental displacement and outcomes.¹⁵

Our empirical approach assumes conditional random assignment of job displacement, after controlling for parental work histories and a detailed set of fixed effects. It is a strong but reasonable assumption, since job displacement episodes caused by plant closings or mass layoffs are outside the control of the workers, and it is often difficult to predict who will be laid off in such events (within a narrow cell defined by age, cohort, and location). This approach is typical in studies of the intergenerational impacts of job displacement (discussed below) because child outcomes are measured at a single point in time, and do not vary before and after displacement. It has also been used in some recent studies of the impacts of job displacement on labor market outcomes of displaced workers (e.g., Schmieder et al. 2022).

To ensure that the conditional random assignment assumption is met, we impose a strong set of sample restrictions and rely on a rich set of controls. Specifically, we take parents in the same municipality, with the same age at displacement (or in the base year), and with similar work histories (continuously employed for the three years leading up to the potential displacement). We then assume that the only reason the outcomes of their children are different is because there was a displacement episode at a particular age of the child in one household, but not in the other. In support of this assumption, we show that treatment and comparison children and their parents are identical along several characteristics beyond the ones we condition on (e.g., Apgar score, birth weight, gender, immigrant status, parental income, parental marital status, and parental education). Consistent with this finding, controlling for more variables (or formally implementing a matching estimator) yields similar results as our baseline results.

¹⁴ Parental age and municipality of residence are calculated at the time of displacement for the treatment group, or at the time of potential displacement for the comparison group.

¹⁵ One feature of the stacked job loss estimation approach is that children in the comparison group can appear in the sample multiple times (as long as their parent was continuously employed for three years before each age), because they could have been displaced at different ages. For example, for the 0-5 age group regressions, each comparison child could potentially appear up to 6 times in the sample, one for each age. Therefore, we cluster the standard errors at the child (or parent) level. In our robustness analysis we also estimate models where standard errors are clustered at the family level, explicitly taking into account that some individuals in our sample are siblings. Note that this is not a unique feature of our setting, but is a standard implication in the job loss literature.

It is worth noting that, for the purposes of this paper, we are mainly interested in the relative magnitude of the impacts of shocks occurring at different ages. While we provide evidence in favor of the conditional random assignment assumption, and we are convinced that the assumption holds in our setting, this assumption is more stringent than what we need to answer our question of interest. Below we make this point clear, and provide estimates under a weaker set of assumptions, but with lower sample sizes.

We subject the estimates from Equation (1) to a rich set of robustness and sensitivity analyses which we discuss below (including additional controls, imposing stricter sample restrictions, and clustering the standard errors at more conservative levels), perform a balance test in which we estimate Equation (1) on a rich set of parent and child characteristics, and document whether there are parallel trends in parental outcomes among the children's parents prior to the displacement events. We note that results from these exercises provide further support for the robustness of our estimates from Equation (1).

The estimates in Equation (1) are interpreted as the impact of displacement on those experiencing the shock in a particular time relative to those not experiencing the shock in that same time. In terms of interpreting these effects, it should be noted that most of the control group (72 percent) is made up of children who never experience any displacement shock. This means that the (main) counterfactual of a parental job displacement at a particular age in our paper is never experiencing a parental job loss, instead of experiencing job loss at another time. In addition, in the Appendix we report estimates of the impact of displacement based on the same equation (Equation (1)), but where the control group comprises only children (and parents) never experiencing an involuntary displacement throughout the child's first 17 years of life. Although this could in principle make treatment and control groups more dissimilar, it also makes it less likely that estimates of long-term impacts are contaminated by the fact that some of the control children eventually were eventually treated. The estimates using a pure control group are very similar to our main estimates.

Impacts of Multiple Displacement Episodes on Children. There are several children who experience more than one job displacement shock from either parent during their childhood. From this sample we can investigate the impact of being subjected to different sequences of shocks on child outcomes. It is important to understand not only if the impacts of the shocks are

cumulative, but also if they interact (e.g., if there is dynamic complementarity, as discussed in, for example, Cunha et al. 2010).

The idea behind this analysis is to extend Equation (1) to include indicators not only for whether a child was subjected to a shock during a particular age range, but also whether the child experienced more than one shock across age ranges. With the three age ranges we consider, there are seven combinations of job loss timing, conditional on a parental job loss. First, there are three combinations if a child experiences only one parental job loss at each of the three age ranges. Second, there are three combinations if a child experiences two parental job losses (age 0-5 and 6-10, age 0-5 and 11-16, age 6-10 and 11-16). Third, there is one combination if a child experiences a parental job loss in all three age ranges.

The identifying assumption for this analysis is that children are conditionally randomly assigned to each of these sequences of shocks (conditional on our sample restrictions and the fixed effects included in the model). Under this assumption, we can interpret the estimates of the following equation as the causal impacts of being exposed to a sequence of shocks on child outcomes:

$$\begin{aligned}
 y_{jgqam} = & \beta_1 DisplaceAge0to5_{jg} + \beta_2 DisplaceAge6to10_{jg} + \\
 & \beta_3 DisplaceAge11to16_{jg} + \beta_4 DisplaceAge0to5and6to10_{jg} + \\
 & \beta_5 DisplaceAge0to5and11to16_{jg} + \beta_6 DisplaceAge6to10and11to16_{jg} + \\
 & \beta_7 DisplaceAllAges_{jg} + \theta_q + \phi_m + \rho_a + \varepsilon_{jg}.
 \end{aligned} \tag{2}$$

To study the importance of dynamic complementarity in this setting one could test, for example, whether the experience of one additional shock depends on the sequence of shocks one was exposed to in other periods. In principle, it is possible that some empirical comparisons provided suggestive evidence for dynamic complementarity while others do not.

Impacts of Job Displacement on Parents. After examining the effect of job displacement on children, we estimate the impacts of job displacement on parents. One important difference relative to prior estimates of job displacement in the literature is that we allow the effects to be a function of the age of the displaced individuals' children at the time of displacement. The goal of this analysis is to examine if differential effects across ages of children (controlling for the displaced individuals' own age) are driven – at least in part – by parents differentially responding to the shocks based on the age of their children.

Exploring the parental adjustment paths is interesting because we know relatively little about how the age of the child at the time of shock impacts the parents' ability to adjust to changing labor market condition. For example, parents of toddlers may be more mobile, while parents of young school-aged children may be more restricted in terms of job search, and parents of teenagers may have accumulated relatively larger amounts of savings. As such, parental responses to adverse shocks – and ultimately how those shocks impact their children – may also differ depending on the age of the child at the time of the shock.

Whereas child outcomes are age dependent, and therefore are measured at a single point in time in our paper, parental outcomes can be observed repeatedly, before and after exposure to job displacement. This allows us to account for additional unobservables by including individual fixed effects in the model, and rely on event study and difference-in-differences estimators. The underlying assumption in these models is that, in the absence of treatment, trends in outcomes are common between exposed and non-exposed individuals, so that the outcomes of non-displaced workers (with similar work histories and with children of the same age) provide valid counterfactual trends in outcomes for displaced workers. Formally, the estimating equation is:

$$y_{ibgt} = \alpha + \beta_g(Displaced_{ig} * Post_{igbt}) + \delta_{1g}Displaced_{ig} + \delta_{2g}Post_{igbt} + \gamma_{gt} + \lambda_{ig} + \varepsilon_{ibgt}, \quad (3)$$

where y_{ibgt} is an outcome for individual i at relative time t and base year b with a child in child age group g . Relative time is the difference between calendar year and base year. $Displaced_{ig}$ is a binary variable taking the value of one if the individual was involuntarily displaced in base year b and relative time 0, and zero otherwise. $Post_{igbt}$ is a dummy variable taking the value of one if relative time is greater than 0. The parameter β_g thus identifies the effect of involuntary job displacement on outcome y . Equation (3) also controls for year (γ_{gt}) and individual (λ_{ig}) fixed effects. The individual fixed effects control for time-invariant differences in observed and unobserved characteristics across individuals that may be correlated with displacement and the outcomes of interest. We estimate separate models for different g groups.

To assess the credibility of the common trends assumption, we use pre-period data to estimate a set of pre-trend regressions of the following form:

$$y_{ibgt} = \alpha + [\pi_g * Displaced_{ig} * RelativeTime_{\tau}]$$

$$+\psi_g Displaced_{ig} + \delta_{g\tau} + \gamma_{gt} + \lambda_{ig} + \varepsilon_{ibgt}, \quad (4)$$

where $Displaced_{ig\tau}$ is an indicator variable taking value 1 if the individual is displaced in relative time $\tau = 0$, and zero otherwise. The π_g coefficient identifies relative pre-displacement trends. All other variables are defined as above. If π_g is statistically significant and economically meaningful, that implies that the control and the treatment group were on different paths prior to the potential job displacement episode, and that the control group cannot be used to identify a credible counterfactual for the treatment group. Our decision to estimate these pre-trend regressions rather than full non-parametric event studies is based on our desire to parsimoniously summarize the evidence of the identifying assumption.¹⁶ Consistent with our identifying assumption, π_g is a precisely estimated zero for all our outcomes.

4. Results

4.1 Balance Tests

The key assumption underlying our main analysis is that children of nondisplaced parents who have a similar work history as displaced parents, conditional on municipality, parental age, and child birth cohort, represent an accurate counterfactual of what the outcomes of children of displaced parents would have been had they not been displaced. This assumption is likely to hold since we only use episodes of displacement originating from plausibly exogenous layoff shocks (plant closures and mass layoffs), such that there should be no selective sorting into the treatment and control groups.

To examine the credibility of the empirical strategy underlying Equation (1), we begin by presenting a set of balance tests. Concretely, we use a set of pre-determined child and parent characteristics as outcomes of Equation (1). The results are shown in Figure 1. The treatment and control groups are very similar at each age group, which provides strong support for the identifying assumption.

In addition to the balance test in Figure 1, we note that the job loss literature has developed a rich set of sensitivity checks and robustness analyses designed to examine the credibility of the job loss design (e.g., Huttunen et al. 2011; Del Bono et al. 2012; Huttunen et al. 2018; Willage and

¹⁶ If we instead estimate full event studies, we would end up with three times as many figures (one figure for each age group and outcome instead of one figure for each outcome), making it more challenging to interpret the results. However, we have also estimated full event studies for all outcomes and age groups, and the results are highly consistent with the lack of any differential pre-trends that could bias our results. Results for employment and earnings are provided in Appendix Table A-15. Results for the other outcomes look similar and are available upon request.

Willén 2022; Salvanes et al. 2022). In Section 4.3, we implement these exercises to ensure that our results are not driven by spurious correlations, or by endogenous selection of individuals experiencing job displacement episodes into establishments that are closing down or downsizing.

Taken together, these results strongly support the assumption of conditional random assignment, allowing us to interpret the effects as causal.

4.2 The Effect of Parental Job Loss on Child Outcomes

High School Outcomes. Figure 2 shows the impact of parental job displacement at different ages on high school outcomes, obtained from estimating Equation (1). The outcomes we consider are 10th grade (lower secondary) GPA, graduating from high school, high school program quality (as proxied by the minimum GPA of individuals attending the same high school program), and high school behavior (absences). High school quality and high school absences are only observed for individuals who enroll in high school, but this is almost the entire population. Therefore, we do not expect any non-random selection to high school to severely bias these estimates.¹⁷ As discussed above, we control for child birth year, parent age, and municipality fixed effects.

Each row corresponds to one of the outcomes listed above. In addition to showing results for all children irrespective of which parent experiences the displacement shock (first column of each panel), we also provide figures stratified by whether it is the mother or the father experiencing the job loss episode (second and third columns of each panel).

With respect to 10th grade GPA, parental job loss has an impact on children who are between 11 and 16 years old at the time of displacement. In terms of magnitude, the job loss event generates a drop in 10th grade GPA of 10 percent of a standard deviation for these children. This is a relatively sizeable effect, on par with well-known education interventions such as class size reductions (e.g., Krueger and Whitmore 2001), or the learning impact of being assigned a teacher whose quality is one standard deviation above the mean (e.g., Chetty et al. 2014). The effect is larger if it is the mother rather than the father who is losing their job. In fact, for families where mothers are displaced, we also see a statistically significant, although smaller, impact of experiencing job loss at ages 0-5 on 10th grade GPA.

It is interesting that exposure to maternal labor shocks has a more detrimental effect on children's human capital development than exposure to paternal labor shocks. As fathers tend to

¹⁷ Specifically, 98 percent of individuals completing compulsory school begins in high school that same year (e.g., <https://www.udir.no/tall-og-forskning/publikasjoner/utdanningsspeilet/utdanningsspeilet-2019/videregaende-opplaring---fakta-og-laringsresultater/>). High school graduation is considerably lower.

hold a larger share of total household labor income, and therefore paternal job loss should lead to larger reductions in home resources than maternal job loss, this suggests that the main mechanism through which these adverse labor shocks impact children is not income. Below we explore this hypothesis in greater detail.

With respect to high school graduation, the estimated effect is not statistically significant in the overall sample. However, for children whose mothers experienced a job displacement episode (at any age), we find small but significant reductions in the probability of graduating. One potential reason for the much smaller effects on (the extensive margin of) graduating high school relative to the (intensive margin of) lower secondary GPA results, could be that more than 80 percent of Norwegian children complete high school on time. Therefore, there may not be as much room to affect the extensive margin of high school completion.

Turning to the quality of the high school program (measured by the minimum 10th grade GPA of those attending the child's high school program), the pattern of results is similar to the results for 10th grade GPA. Specifically, parental job loss at ages 11-16 reduces the minimum GPA of the high school program one attends by about 0.027 GPA points, or about 5% of a standard deviation. Again, this effect is larger if the mother loses her job. Maternal job loss also causes a statistically significant effect on program quality when children were less than 6 years old, but this effect is smaller in magnitude than if the shock occurred in adolescence. Children who experience a parental job loss between the ages of 6 and 11 do not appear to be significantly impacted.

The final outcome we explore at the high school level is the number of school absences the child has during their years in high school. This is an interesting outcome, as it represents a behavior rather than a measure of performance or attainment. The results provide a picture similar to that observed for the other outcomes, both with respect to the relative effect across child age and with respect to heterogeneous effects across parent gender.

The results presented above demonstrate that the impact of shocks to the home environment on children's outcomes is most severe if the child is older, during the period in which key administrative junctures occur (such as, e.g., high school enrollment and program selection), and closer to the time when outcomes are measured. This finding is further reinforced in Appendix Figures A-2 and A-3 – in particular with respect to the intensive margin effects – in which we estimate effects separately for each child age. There, we show that the effects grow stronger the

closer we get to the age at which the outcomes are measured.¹⁸ However, shocks occurring during the early period of children’s lives also have lasting (albeit smaller) impacts on their human capital development. Our evidence suggests that most of these negative education effects are driven by maternal job loss rather than paternal job loss. We explore potential mechanisms underlying this heterogeneity below.

There are two (related) reasons why these results are particularly remarkable. First, because the impacts of displacement on earnings are so persistent, early shocks affect household resources for children for many more years than later shocks. Second, since fathers earn more than mothers, the displacement of fathers brings about a greater reduction in household resources. The fact that impacts are larger for later shocks and for displacement episodes experienced by mothers suggests that our findings are not driven by shocks to income. We discuss this in greater detail below.

Interestingly, we do not find any meaningful gender differences in these impacts by the age of the child at the time of displacement. These results are provided in Appendix Figure A-4, and it is striking how similar the effects are for boys and girls across the full age distribution.

Higher Education Outcomes. Figure 3 shows results obtained from estimating Equation (1) using college enrollment and college quality (as proxied by the minimum peer high school GPA in the specific college program attended by each individual) as dependent variables. Since we only observe the peer GPA variable for (the selected sample of) those who enroll in college, our results for this variable are more exploratory.

In terms of college enrollment, the impact of job displacement of mothers remains more important than the impact of job displacement of fathers, but there is considerably less variation in effect sizes across the child’s age (at the time of the shock) compared with the secondary school outcomes. With respect to college quality, the pattern is similar to what we observed for 10th grade GPA.¹⁹ Specifically, the figure shows that parental job loss has an impact on children who are at least 11 years old at the time of displacement, and that this effect is larger if the mother loses her job compared to if the father loses his job. There is also a statistically significant effect on children

¹⁸ For a subsample of our cohorts, we can also examine performance on low-stakes national tests in grade 5. These tests are low stakes as they have no impact on children’s educational opportunities. Despite the low-stakes nature of these exams, this supplemental analysis is useful as it provides another key administrative juncture through which we can collect additional evidence in favor of the hypothesis that closeness of the shock to such junctures represents an important factor for the impact it may have on children.

¹⁹ Note that college program selectivity is only observed for those attending college. However, the impact of parental job loss on college enrollment is quite small, so the role of selection on program selectivity is likely not driving our estimates.

who are less than 6 years old at the time of displacement, though this effect is smaller and only present if it is the mother losing her job.

Earnings Effects. Figure 4 shows results obtained from estimating Equation (1) using earnings at age 30 as the dependent variable. It should be noted that data limitations prevent us from estimating this effect on our entire sample, and that the sample size underlying this analysis is considerably smaller than that in previous sections. This is because we can only observe this outcome for children who have turned 30 prior to 2018. In practice, this means that we have no age 30 earnings observations for children whose parents lose their jobs at age 0, we lose about 95 percent of the sample for those whose parents lose their jobs at age 1, and we lose an overall 85 percent of the sample from our youngest cohorts (age 0 through 5). Because of these compositional changes and power challenges, we are unable to estimate the earnings effects of shocks occurring during the earliest age group, and therefore we do not report such estimates (this is why the panels in Figure 4 only show two, rather than three, estimates).

The results for the earnings regressions have been estimated using birth year, parent age, and municipality fixed effects. As in the case of the education outcomes, in addition to showing results for all children irrespective of which parent experiences the labor shock, we also provide figures stratified by whether the mother or the father experiences the job loss.

The results from the earnings analysis demonstrate that the impact of job displacement of mothers remains more important than the impact of job displacement of fathers. In addition, the effect of maternal job displacement is suggestively largest for children who are exposed to shocks in early adolescence (age 11 through 16). This implies that even in the long-run – when all observed and unobserved direct effects of the shocks on children have actualized – the impacts of changes in child environment appear larger for children who were in early adolescence when they experienced the shock, than those who experienced it during the middle childhood years.

Effects of Multiple Shocks. In this part of the paper, we use the fact that some children are exposed to more than one episode of parental job loss to investigate the impact of different sequences of shocks. The identifying assumption underlying this analysis is that, conditional on our controls and sample restrictions, the sequence (timing and frequency) of shocks that one is exposed to during childhood is random. Again, the reason why this is a plausible assumption is because the shocks we explore are induced by mass layoffs or plant closures which are outside the control of families, and our sample is restricted to workers with a strong attachment to the labor

market. To examine the plausibility of this assumption, we present evidence from a new balancing exercise which shows that children and families exposed to different timing and sequences of shocks are similar in terms of pre-displacement characteristics (see Appendix Figure A-5).

Figure 5 documents outcomes for children exposed to different sequences of shocks. It shows that for lower secondary GPA, and for the quality of the high school and college programs, more shocks typically lead to worse outcomes.²⁰ Interestingly, this does not appear to be the case for high school graduation, college enrolment and number of absences in high school, although our benchmark results also show much smaller impacts (similar across ages) of job displacement on these extensive margin outcomes.

The patterns are similar for lower secondary GPA, high school quality, and college quality. For these outcomes, there are almost no meaningful differences between those experiencing no displacement shocks, and those experiencing only one shock at ages 0-5 or 6-10. However, those experiencing a displacement shock at 11-16 have worse outcomes. For these three outcomes, experiencing two shocks is worse than experiencing a single parental job loss at ages 0-5 or 6-10, and similar to experiencing a single parental job loss at 11-16. Finally, a job loss in all three age ranges results in the worst outcomes of all. For the fourth outcome, high school graduation, the outcomes are not particularly different across the different combinations of parental job shocks.

Some of the results for GPA and program quality are suggestive of dynamic complementarity, but this pattern is not universal. For example, the impact of a shock at 0-5 (6-10) is larger for those already experiencing a shock at 6-10 (0-5), and especially for those experiencing two shocks in the other two age groups, than for those not experiencing any displacement shock. Adding a shock at 0-5 or at 6-10 to those experiencing no shocks has a similarly negligible impact on outcomes.

4.3 Robustness, Sensitivity and Extensions

Robustness and Sensitivity. The main assumption underlying our core findings is that children of nondisplaced parents represent an accurate counterfactual of what the outcomes of children to displaced parents would have been had they not been displaced (conditional on our sample restrictions and fixed effects). This assumption is likely to hold as we utilize as identifying variation plausibly exogenous shocks triggered by involuntary job loss from firm closure and mass

²⁰ Since we are breaking the data into more cells, and several of the cells corresponding to multiple shocks are small, lack of statistical power prevents us from reliably examining the effect of multiple shocks separately by mothers and fathers.

layoffs affecting individuals with similar work histories and living in the same municipality, such that there should be no selective sorting into the treatment and control group.

To provide evidence in support of these assumptions, we showed in Figure 1 results from balance tests on a rich set child and parental characteristics. In addition to the balance test in Figure 1, we note that the job loss literature has developed an extensive set of sensitivity checks and robustness analyses designed to examine the credibility of the job loss design (e.g., Huttunen et al. 2011; Del Bono et al. 2012; Huttunen et al. 2018; Willage and Willén 2022; Salvanes et al. 2022). In this section, we implement these exercises.

In Appendix Figure A-6, we show that the results are unaffected by limiting the analysis to larger firms (sequentially restricting our sample to establishments with more than 30, 40, and 50 employees). This ensures that the effects we identify are not driven by false mass layoffs and establishment closures.

In Appendix Figure A-7, we show that the results are robust to clustering standard errors at the municipality level. Here, we allow the error component to be correlated among individuals within the same municipality. This adjustment has no meaningful impact on the precision of our estimates.

In Appendix Figure A-8, we calculate propensity scores (for displacement at a particular age of the child) based on the pre-displacement period and show that our results are robust to restricting the sample to those in the common support region of the propensity score. This helps to make treatment and control groups even more comparable. By eliminating observations outside the common support region of the propensity score, we ensure that our results are not being driven by treatment and control units that are very different from each other and have little overlap in terms of background characteristics.

In Appendix Figure A-9, we show that accounting for early leavers (individuals who leave the plant one year before the closure/layoff, potentially in anticipation of the event) does not change the results. This exercise is important for ensuring unbiased estimates, as “early leavers” may be positively selected.

In Appendix Figure A-10, we show that the results are unaffected by relaxing the conventional job requirement in the job loss literature – that individuals must have been full-time employed in the three years leading up to the base year. This suggests that we are not estimating a

very specific local average treatment effect and that our results extend to children whose parents are less attached to the labor force as well.

In Appendix Figure A-11, we show that the results are unaffected by including a richer set of control variables including child birth month, child gender, parent gender, parent education, parent Norwegian born, and pre-period income, as well as pre-period industry fixed effects.

In Appendix Figure A-12 we examine what happens to our results if the control group consists only of children never exposed to displacement shocks during their childhood. These children, therefore, can be regarded as pure controls. The advantage of using such a control group is that estimates are not biased (possibly towards zero) by the fact that some of the individuals in our benchmark control group for each particular shock may experience job displacement episodes during other periods of childhood (just not at the age we are considering when estimating the impact of job displacement at that age on outcomes). The disadvantage of using a pure control group is that they may be less comparable to children experiencing a shock in a particular period. Anyway, all these estimates are consistent with our main results.

We also pursue an alternative estimation strategy that relies on weaker identifying assumptions than our baseline method, exploiting only the timing of shocks across all children who ever have been exposed to a parental job loss due to mass layoffs or plant closures. Specifically, we can restrict the sample only to those children who have ever experienced a parental shock, and estimate the following equation:

$$y_{jgqam} = \alpha + \beta_1 TreatAge0to5_{gj} + \beta_2 TreatAge11to16_{gj} + \theta_{gq} + \phi_{gm} + \rho_{ga} + \varepsilon_{jgqam}, \quad (5)$$

where θ_{gq} denotes birth year-by-child age group fixed effects, ρ_{ga} denotes parent age-by-child age group fixed effects, and ϕ_{gm} represents municipality-by-child age group fixed effects. The treatment age group 6 to 10 is omitted from the equation and serves as the baseline treatment effect.

The thought experiment underlying Equation (5) is to imagine two parents of the same age, with the same employment history who live in the same municipality and are born in the same year, who have children of the same age and both parents were exogenously displaced due to a mass layoff or plant closure, but one parent was displaced when their child was young and the other was displaced when their child was older. The identifying assumption underlying Equation (5) is thus that the age of the child at the time of the parental displacement is random across families

who ever experienced a displacement episode. Again, this is a reasonable assumption because being subjected to a mass layoff or plant closure is unlikely to be correlated with the age of one's children. The effects we recover are just the relative effects on outcomes of experiencing job displacement at different ages of the child. With this strategy we cannot identify the impacts of experiencing a parental job loss relative to never experiencing a job loss episode in childhood.

Results obtained through the estimation of Equation (5) are provided in Appendix Figure A-13. To facilitate the interpretation of these results, we also include the estimates from our core analysis in these figures. The robustness of our results to the use of this alternative estimation approach is consistent with the notion that the effects are not driven by endogenous selection into treatment.

Extension to earlier test scores. We note that all child outcomes explored above are measured at age 16 or later. Ideally, we would like to compare and contrast the impact on these outcomes with the impact on outcomes measured at an earlier stage of the children's human capital development. This would allow us to better understand not only the importance of critical learning periods, but also to understand the relationship between effect size and key administrative junctures. To provide suggestive evidence on this, we note that we have information on student performance on low-stakes national tests in English, Norwegian, and Mathematics, in grade 5 (age 11) for some of the years of our sample period. Even though these tests are low-stakes exams, we believe this provides an interesting early measure of student performance.

The results from estimating Equation (1) using the children's performance on these national tests as outcomes are provided in Appendix Figure A-14 (we do not report impacts of shocks occurring after age 10 because tests are given at age 11). The results provide two key messages. First, both children who are exposed to parental labor shocks in the early years (age 0 through 5), and children who are exposed to parental labor shocks in pre-teen years (age 6 through 10), perform worse on math and language national exams than those not experiencing a displacement shock. Second, closeness to the time of administration of this national exam appears to matter, as the effects are marginally larger for the middle age cohort relative to the young age cohort. This is particularly interesting as this is the only outcome that we examine in which the effect is larger for children who experience the change in home environment in the 6-10 age range.

4.4 The Role of Parental Education

We next investigate if there are heterogeneous effects by parental education. It is possible that parents with high human capital are better able to deal with the consequences of job loss. For example, more highly educated individuals are more mobile, may have larger work networks, and may possess skills that are more easily transferable to other occupations. Thus, they may find it easier to access new jobs following involuntary job separations.

On the other end, job loss may also involve more stress among highly-educated individuals who likely experience more employment protection in general, and who may be less used to dealing with adverse labor market shocks. In addition, they may experience lower replacement rates from unemployment benefits and other welfare programs, and they likely earn above the benefit caps in these programs prior to displacement. Finally, more highly educated parents have been found to spend more time with their children than less educated parents, such that a shock to their home environment could have a larger disruption effect on their children's development (e.g., Guryan et al. 2008). To examine this in more detail, we stratify our results based on the parent's level of education. To simplify the analysis, we split the sample according to two levels of education: at most a high school diploma and more than a high school diploma.

The results from this exercise are presented in Figure 6. The results suggest that the effects identified in Figure 1 are disproportionately driven by children of highly educated parents, both in terms of magnitudes and age patterns. This could be because the home environment in itself makes children more vulnerable to these shocks, because the size of the shocks is different for parents with high and low levels of education, because more and less educated parents spend different amounts of time with their children, or because more and less educated parents respond differentially to shocks as a function of their child's age.

4.5 Possible Mechanism – Parents' Adjustment Paths

To better understand the channels through which the effects of parental job loss on child outcomes operate, we follow the children's parents over time and use a difference-in-differences approach to compare changes in parental outcomes among those who experienced an involuntary job separation relative to those who did not (Equation (3)). This exercise also helps us to understand how children may constrain parents' adjustment paths following adverse shocks. We expand the analysis of the outcomes which are typically analyzed in job displacement papers, by allowing for the possibility that impacts of job displacement on these outcomes vary with the age of the child.

Parental Labor Market Effects. In Figure 7, we document the impact of involuntary job separation on the employment and earnings of parents as a function of their children's age at the time of the shock, for the whole sample as well as separately for mothers and fathers.²¹ These results have been generated by estimating Equation (3), which includes both time as well as individual fixed effects. The individual fixed effects control for time-invariant differences in observed and unobserved characteristics across individuals that may be correlated with displacement and the outcomes of interest. In Appendix Figure A-16, we also show results obtained from examining the same outcomes through Equation (1) rather than Equation (3), similar to the analysis for our main children's outcomes. Encouragingly, the results obtained through Equation (1) align closely with those obtained through Equation (3). That the results produced by the two different specifications are so similar suggests that specification choice does not drive our results, and provides additional support for the outcomes for which we cannot use Equation (3).

With respect to employment, there is a clear negative effect for both mothers and fathers across the age spectrum of their children. The effect amounts to approximately 10 percentage points, independent of the age of the child. The difference between the mother and father at the early ages of the child is noticeable. This result resembles the finding in Angelov et al. (2016). The differential effect of job displacement on the employment of mothers and fathers could partly explain why we have stronger effects on child outcomes for maternal than for paternal job loss episodes.

Turning to labor market earnings, there is an economically meaningful and statistically significant negative effect of being displaced on this outcome, both for mothers and fathers, across the age distribution of children. The negative earnings effect is approximately 10000 NOK, and is similar for fathers and mothers for children up to the age of 10, after which the effect becomes slightly larger for fathers. These parent-specific earnings effects are within the range of earnings effects that have been identified for average workers in the US and in other OECD countries, though effects in the US tend to be slightly larger on average (e.g., Jacobsen et al. 1993; Couch and Placzek 2010; Davis and von Wachter 2011; Huttunen et al. 2011; Salvanes et al. 2022).²²

²¹ Estimates of pre-trends based on Equation (4) are available in Appendix Figure A-15. These estimated slopes of the pre-trends are precisely estimated zeros.

²² The relatively large and persistent earnings losses may be due to both reduced hours worked as well as a lower hourly wages. The literature mostly finds support for lower hourly wages, although also less hours depending on the age of the worker (Halvorsen et al. 2022). Loss of firm specific and sector specific human capital as well as worse employer-employee matches are most likely explaining the reduced hourly wage (Huttunen et al. 2011).

Interestingly, the earnings and employment effects of displacement are relatively stable across the age of the child at the time of displacement. This is perhaps what one would expect, since our assumption is that these shocks hit families with children of different ages at random, and it is not obvious that the impact of job loss on labor market outcomes of an individual would depend on the age of his or her children. It is, however, conceivable that the reaction of parents to these shocks varies according to the age of their children, which could make the overall impacts of the shocks very different depending on the age of the child at the time of displacement.

Consistent with previous work on the employment effects of job displacement, a formal event study analysis on the employment and earnings effects of displacement for parents shows that employment recovers relatively quickly after the job loss event, while earnings' effects persist for several years (Appendix Figure A-17). We extend this analysis with additional years in Appendix Figure A-18 and show that part of the earnings loss remains even a decade after the event took place. This means that although early and late shocks have the same magnitude in the short run, early shocks affect children for a much longer period than late shocks. This is a mechanical consequence of the fact that younger children have many more years of childhood to live through than older children.

In Figure 8, we show the impact of experiencing displacement at each age on the total (discounted) household earnings across the entire childhood, which is much larger for early than for late shocks. These results support the idea that income is not the driving mechanism, because shocks occurring in late childhood have much larger impacts on child outcomes than those occurring at earlier ages.

Another way through which we can explore the relative importance of the income component of the shock is to stratify the sample based on whether the parent who experienced the shock was the family primary earner or not. We find no difference in the child human capital effects depending on whether the parent was the breadwinner of the family or not (Appendix Figure A-19). The result from this supplemental analysis serves to further support the idea that income is not the driving mechanism behind the child effects we identify. This is particularly interesting given the strong link between parental income and child development that has been identified in seminal papers in the past (e.g., Dahl and Lochner 2012). However, these papers have not necessarily distinguished between child ages.

Other Parental Adjustments. In Figure 9, we study potential parental adjustments to the adverse employment shocks that they experience as a function of their child’s age at the time of the shock. We focus on the following variables: mobility, education, fertility, divorce, and disability pension. In addition to helping us understand the mechanisms through which adverse shocks impact the skill formation process of children, this exercise allows us to better understand how children of different ages may constrain parents’ responses following adverse shocks.

First, parents may respond to adverse employment shocks by moving to a new regional labor market in search for better job opportunities; something that both can mitigate the consequences of job loss and impact the human capital development of children (Huttunen, Møen and Salvanes 2018). In the first row of Figure 9, we examine the impact of involuntary job separation on regional mobility as a function of the child’s age. The results demonstrate that both mothers and fathers exhibit a regional mobility response to adverse labor shocks, though the impact on fathers is greater, particularly in the early pre-school years. We speculate that the large drop in the mobility response at the time children start school is due to the potential disruption effect that parents think their children may experience if they must switch schools. However, despite the clear patterns, it is important to emphasize that the magnitude of the effects is relatively modest, with job loss shifting the mobility behavior of parents by at most one percentage point.

Second, it is well established that adults often go back to school to complete a degree following an involuntary job separation (Bennett et al. 2020; Minaya et al. 2020; Salvanes et al. 2022). One likely explanation for this behavior is the desire to reduce the future risk of losing a job by investing in human capital. This adjustment response to an involuntary job separation may depend on the child’s age and whether the child is in school, and it may also differ for mothers and fathers. Specifically, existing research has shown that (1) males and females face disparate career trajectories due to factors such as family formation, educational investment, mobility preferences, and retirement,²³ (2) that men and women differ in career and life choices related to job search, commuting, and childcare,²⁴ and (3) that there are non-trivial child penalties and “mommy gaps”.²⁵

²³ E.g., Kleven et al. (2019); Manning and Swaffield (2008).

²⁴ For job search, see Cortes et al. (2021). For commuting, see Le Barbanchon et al. (2020). For childcare, see Ellingsæter and Kitterød (2021) as well as Thomas (1994).

²⁵ E.g., Angelov et al. (2016); Kleven et al. (2019).

In the second row of Figure 9, we see a small effect of job loss on returning to school, though the magnitude of this effect is relatively modest and does not appear to differ substantially between mothers and fathers.

Third, an involuntary job separation and a decline in earnings could also generate a change in fertility (e.g., Huttunen and Kellokumpu 2016). For instance, the opportunity costs of having children may change as a direct effect of job loss. In the third row of Figure 9, we see that fertility is not strongly responsive to job loss. At very young ages, maternal job loss leads to small increases in fertility, while paternal job loss leads to small decreases in this variable. Fathers' job loss does not affect fertility if it occurs when their current children are above pre-school age. However, fertility increases following a maternal job loss episode that takes place when their current children enter school, and the magnitude declines as her children enter adolescence. We speculate that this may be because mothers' who lose their jobs when their children are very young are constrained both in terms of financial resources and time (having to take care of a toddler), such that having an additional child at this point becomes less desirable. However, as the child grows up, the mother has accumulated more resources, and can dedicate less time to children in school, such that having an additional child becomes more attractive. Finally, fertility spacing of ten or more years may be undesirable, which may lead this fertility response to be less pronounced for mothers who lose their jobs when the child is in adolescence. That said, the magnitude of differences in impacts of shocks at different ages is small, even when such differences are statistically significant.

Fourth, a shock to the home environment and a decline in family resources could destabilize marital arrangements and lead to an increase in the probability of divorce (e.g., Keldenich and Luecke 202). For instance, the financial and mental health effects that a job displacement event has on a household may lead to increased argumentation and confrontation that ultimately results in the couple separating. In the fourth row Figure 9, we see that divorce is not strongly responsive to job loss irrespective of parent gender and child age. This suggests that shocks to the home environment triggered by job loss events are not sufficiently large to alter the family formation decisions of couples. The lack of an effect on divorce probability is consistent with previous literature on job loss and marital dissolution in Norway (Willage and Willen 2022).

Fifth, an involuntary job loss episode may lead individuals to permanently exit the labor force through other social security and welfare programs, such as disability pension (see Section 2 for details about this program). In the fifth row of Figure 9, we see that both fathers and mothers

experience an increase in exiting the labor force on disability benefits following a job loss when their children are teenagers, and that this effect is marginally larger for fathers. Parents who lose their jobs when the children are younger do not display any effects. One potential reason for this effect pattern is that parents of young children are in need of greater financial resources and feel a greater financial obligation to their children such that they are less willing to permanently exit the labor force. Parents of teenagers – who are soon-to-be financially independent – may not feel that same pressure and obligation and are therefore more willing to consider a permanent exit from employment as an option to adverse labor shocks.

Finally, in addition to the age of the child mattering for the impact of the shock, it is possible that the age of the parent at the time of the shock has an impact on their ability to respond to the shock, and thus how it transmits to the child’s human capital formation (Salvanes et al. 2022). To shed light on this, Panels A and B of Appendix Figure A-20 show the income and employment effect on parents for each of the child age groups depending on whether the parent was above or below the mean parental age at the time of child birth. Panels C and D then show effects on children’s human capital accumulation using the same identification strategy.

Looking across the figure, it is evident that children who had parents who were relatively older at the time of child birth bore more of the shock impact than children who had parents that were relatively younger (Panels C and D). Interestingly, this does not appear to operate through differential impacts on the employment and earnings dimension of the parents. Specifically, there is no statistically significantly different impact on the employment effect as a function of parent age within each child age, and while there are some differences on the earnings dimension, these are not economically meaningful when examining them as a function of the mean income within each group (as younger parents have lower income on average than older parents). This suggests, again, that the resource impact of the labor shock is not the main driver behind the differential human capital effects on children across age groups. While our focus is on child age, and earlier papers have looked at own age (e.g., Salvanes et al. 2022), we view this as an interesting dimension to explore in future work.

Taken together, the results from the analyses above show that the age of the child at the time of the parental labor market shock may impact how the parent chooses to respond to that shock. However, the results also demonstrate that the differences in effects on parents with

differently-aged children are economically very modest, and are unlikely to explain the differential impact on the skill formation process of children.

5. Mental Health and Wellbeing

Our two most striking findings so far are that the impacts of shocks in late adolescence are larger than in other ages and that the impacts of maternal shocks are larger than the impacts of paternal shocks.

Concerning the first finding, this is a puzzling result because even though the short-term impact of shocks on the employment and earnings of parents is similar for children of different ages, the shocks are long-lasting and therefore affect many more years of childhood the earlier they occur. However, the largest impacts of the shocks are in the later period of childhood, which suggests that household resources may not be the primary driver of these effects.

Regarding the second finding, this result is interesting because the impact of displacement on employment, earnings, and several other family decisions are similar regardless of who the displacement episode is affecting: mothers or fathers. Therefore, it is not obvious why impacts on children are larger for maternal job loss.

In this section, we show that one potential explanation for both of these results revolves around the potential impact that adverse labor shocks have on the mental well-being of parents and children. Prior research has demonstrated that such shocks to the home environment may generate negative health behaviors (e.g., Black et al. 2015), induce psychological stress (e.g., Østhus 2012), and reduce subjective well-being (e.g., Song 2018). If such psychological effects are larger for mothers than fathers, that could potentially shed light on why maternal job loss appears more detrimental to child development than paternal job loss.²⁶

The results from analyzing the mental health survey described in Section 3 are provided in Table 2, in which we estimate versions of Equation (1) using parents as the unit of observation. The outcomes are self-assessed mental health conditions reported by the respondents on a scale that ranges from 1 to 5, and the point estimates, therefore, reflect how much the self-reported mental health of the individual shifts on this scale as a function of the job displacement episode.

First, the results show that displaced mothers experience significant negative mental health effects because of involuntary job displacements, while fathers do not. In particular, mothers are

²⁶ Due to, for example, the tendency of mothers to invest and interact more with their children such that the added burden of job loss weighs heavier on them.

much more likely to experience sleeplessness and nervousness, two mental health traits strongly linked to stress-induced events such as job displacement. Building on prior research in child psychology that documents a strong relationship between parental stress and parenting behaviors and consequently the child's cognitive and socio-emotional skills (e.g., Yeung et al. 2002; Deopke and Zilibotti 2017), these findings provide strong suggestive evidence on the mechanisms through which the differential effects of maternal and paternal job loss impact children. In addition, they serve to broaden our understanding of gender-specific implications of adverse labor market shocks.

Second, these negative mental health effects on parents are not long lasting. Specifically, Appendix Table A-3 shows results from estimating the same health regressions for mothers but examining these outcomes five through seven years after the shock. The results in Appendix Table A-3 illustrate that none of the stress effects are present in the long-run.

The results from examining the linked patient-doctor registers discussed in Section 3 are provided in Figures 10 (parents) and 11 (children). The results in these tables are based on estimating versions of Equation (3) on the parent (child) -level with the above health outcomes as the dependent variables. As previously discussed, the benefit of the linked patient-doctor register data over the mental health survey data is that (1) we can examine effects for each of the age groups, (2) we can look at effects immediately following displacement, (3) we have data on patient visits both before and after the shock, such that we can conduct a more robust difference-in-differences estimation approach that incorporates individual fixed effects, and (4) we can examine mental health effects on children.

In terms of the parents, the results show that displaced mothers experience negative mental health effects, while fathers do not, and that these effects are restricted to mothers who are displaced when their children are older. In particular, mothers of older children are more likely to experience anxiety and sleeplessness, two mental health traits of parents that have been linked to the cognitive and socio-emotional development of children in prior literature (e.g., Yeung et al. 2002; Deopke and Zilibotti 2017). It is quite reassuring that the register-based results closely align with the evidence from the health survey. In terms of the result on sleeplessness, which shows the strongest effect in the mental health survey analysis, we also observed a significant fading of the effect over time in the event studies (Appendix Figure A-21). This, too, is consistent with the short/long-run analysis for the mental health survey.

In Appendix Figure A-22, we also show results obtained from examining the same outcomes through Equation (1) rather than Equation (3). Encouragingly, the results obtained through Equation (1) align closely with those obtained through Equation (3). This suggests that specification choice does not seem to drive our results, and provides additional support for the health survey analyses for which we cannot use Equation (3).

In terms of the children, the results in Figure 11 show that older children who experience a shock to the home environment caused by parental job loss also experience significant negative health effects. This pattern is more salient in terms of the extensive margin (ever being diagnosed with a psych condition), but it can also be seen in the intensive margin (number of times the child is visiting the doctor for psych-related conditions). We find no effects among young children, and the fact that the mental health effects on children are isolated to children in early adolescence help connect our core human capital timing effects to the health results on children and parents.

While the extensive margin mental health effects on children are about twice as large for children who experience a maternal job loss episode relative to children who experience a paternal displacement episode, this difference is not statistically significant. This result suggests that children suffer negative mental health effects irrespective of whether the mother or the father is exposed to the job loss event. Thus, the effect of parental job loss on children's own mental health is unlikely to explain the differential human capital effects we identify for children depending on whether the mother or the father is subject to the job loss event. We conjecture that those results are more likely explained by differential mental health impact on mothers and fathers who experience job loss shocks. We discuss this in more detail below.

In Table 3, we extend our analysis on the mental health and wellbeing of children by presenting disaggregated impacts by type of diagnoses of the six ICPC-2 codes for which parental job loss generates the largest effects for young adolescents. Two observations are worth noting. First, all of these individual ICPC-2 codes represent mental health issues revolving around depression or mild depression (anxiety, sleep disturbances, stress, nervousness, tension). These diagnoses represent mental health traits strongly linked to stress-induced home environment shocks and serve to not only reinforce our previous findings but also help demonstrate that we likely are not picking up spurious correlations between specific ICPC-2 code combinations and shocks to the home environment. Second, for all these individual ICPC-2 codes, we see noticeably larger effects among children exposed to shocks to the home environment in early adolescence

(age 11 through 16) relative to children exposed to such shocks at younger ages. This finding is consistent with the age-specific effect pattern of home environment shocks on children shown above.

In Appendix Figure A-23, we show results obtained from estimating the baseline mental health outcomes of children through Equation (1) rather than Equation (3). To study both the short-term as well as the longer-term mental health implications of the family shock events, the figure shows the mental health effect both immediately after the shock as well as four years after the shock. There are two important conclusions from this analysis. First, the overall effects obtained through Equation (1) align closely with those obtained through Equation (3). Second, there is no evidence of a fade out of the mental health effects of family shock on young adolescents. If anything, the effects are slightly larger four years post the shock relative to one year after the shock (though this difference is not statistically significant). This implies that the mental health effects young adolescents experience due to parental job loss are long lasting, and do not disappear for at least the first four years following the shock.

Taken together, these results show that the mental health and wellbeing of both parents and children are negatively impacted by shocks to the home environment caused by exogenous job loss events. However, while the mental health of children is negatively affected irrespective of whether the mother or the father experiences the shock, only mothers experience a direct mental health effect of job loss. Importantly, this implies that the differential impact of maternal and paternal job loss shocks on child human capital are not explained by differential mental health impact on children who experience maternal and paternal job loss shocks, but could be explained by differential mental health impact on mothers and fathers who experience job loss shocks. This is consistent with mothers acting as primary caretakers and spending more time with the children (e.g., Guryan et al. 2008; Bianchi 2000), and with prior research that documents a strong relationship between parental stress and parenting behaviors and consequently the child's cognitive and socio-emotional skills (e.g., Yeung et al. 2002; Deopke and Zilibotti 2017). And it could help explain why job displacements have larger impacts on children when it is experienced by mothers rather than fathers, even though impacts on family resources are larger when fathers, rather than mothers, are the ones being displaced.

In addition, impacts of job displacement on child mental health in the short and medium run are larger when these shocks occur at later ages. This can explain why impacts on other

outcomes are also larger when shocks occur at later ages, even if impacts on life-cycle resources are larger when shocks occur at younger ages.

6. Discussion and Conclusion

Children's surroundings and home environments matter for their development and later-in-life outcomes. However, different stages of childhood are associated with the formation of different types of skills, and there might be particularly sensitive periods of learning during childhood in which critical human development advances take place. Furthermore, the dynamics of skill accumulation can be such that investments and shocks in different periods can be substitutes or complements.

In this paper, we estimate the causal effect of changes to the home environment at different stages of children's upbringing based on the same change, comparing similar children, in similar settings and time periods. To do so, we exploit parental job loss induced by exposure to mass layoffs and establishment closures as a function of child age, and we use this as an exogenous source of variation for changes in family environments over the child's life. In addition, using data from children experiencing more than one displacement shock in childhood, we extend this analysis by examining the impact of facing different sequences of shocks in childhood on education outcomes in late adolescence.

Our findings challenge the view that shocks to early childhood environments have larger impacts on human capital development than shocks occurring later in the life of the child. Specifically, for a number of consequential educational outcomes we study – including GPA, high school achievement and college selectivity – parental job loss in the adolescent years has larger impacts than parental job loss occurring at any other point in the child's life cycle. In addition, by following a subsample of these children into the labor market and examining their earnings at age 30, we show that children who experience the change in home environment in early adolescence are substantially more affected than children who experience the change in home environment at age 6 through 10. Our results therefore show that maximization of the return to human capital investments is not simply a matter of investing as much as possible as early as possible.

In terms of policy implications, we view our paper as opening up a new avenue of research on the interaction of adverse labor shocks and child development as well as family structure, and as providing valuable information to policymakers on how to reduce the constraining impact that

children may have on their parents' ability to respond to negative shocks. These are central questions for the design of social insurance programs.

References

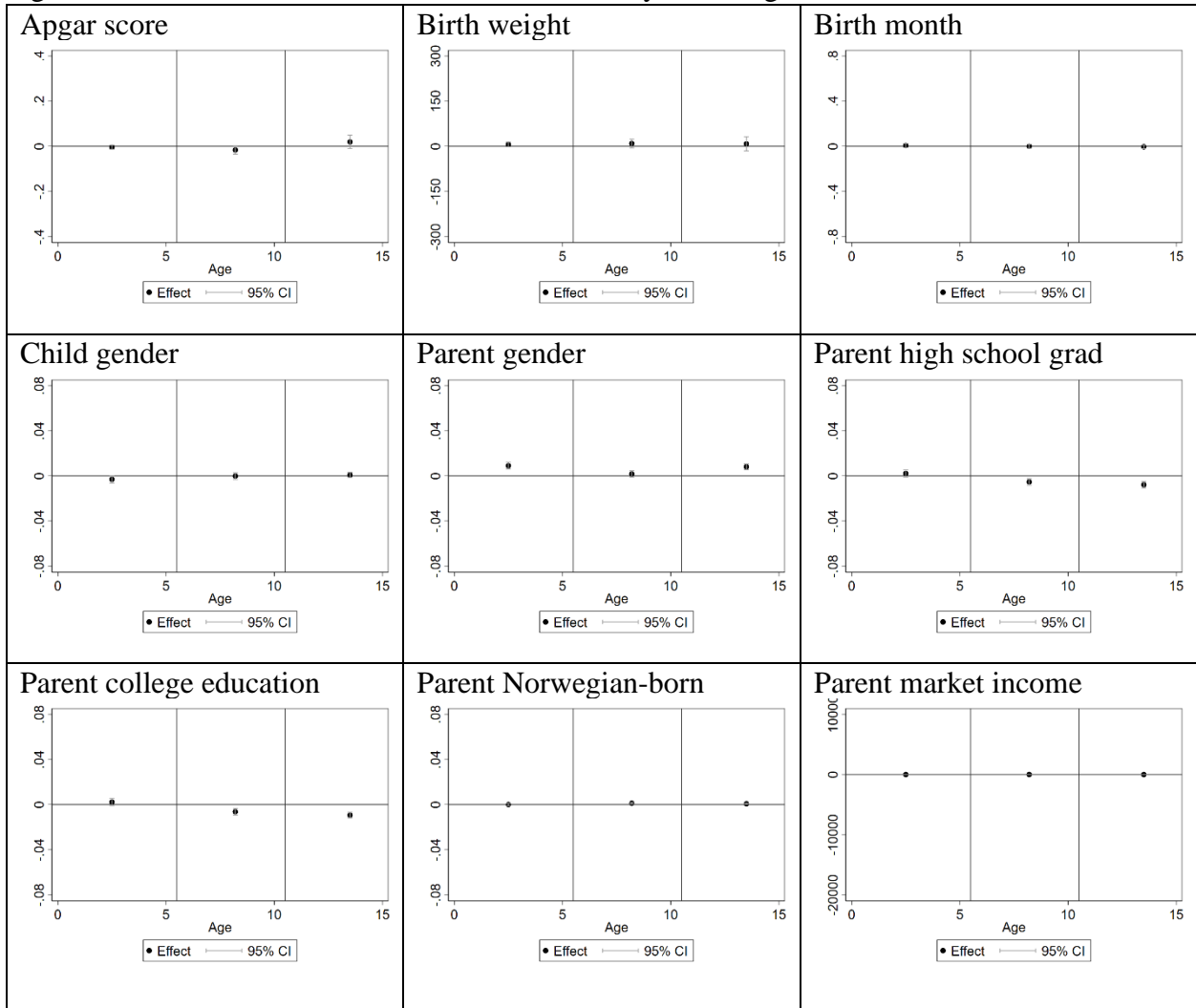
- Adda J., C. Dustmann, C. Meghir, and J. Robin (2013). "Career Progression, Economic Downturns, and Skills" *NBER Working Paper No. 18832*.
- Aizer, Anna, Shari Eli, Joseph Ferrie, and Adriana Lleras-Muney. (2016). "The Long-Run Impact of Cash Transfers to Poor Families." *American Economic Review*, 106 (4): 935-71.
- Angelov, N., P. Johansson, and E. Lindahl (2016). "Parenthood and the gender gap in pay." *Journal of Labor Economics* 34(3): pp. 545-579.
- Attanasio, O., C. Meghir, and E. Nix (2020). "Human Capital Development and Parental Investment in India", *The Review of Economic Studies*, Volume 87, Issue 6: pp. 2511–2541
- Bianchi, M. (2000). "Maternal employment and time with children: Dramatic change or surprising continuity?" *Demography* 37: pp. 401-414.
- Black, S., P. Devereux, and K. Salvanes (2015). "Losing heart? The effect of job displacement on health." *ILR Review* 68(4): pp. 833-861.
- Blöndal, S., and M. Pearson (1995). "Unemployment and other Non-employment Benefits" *Oxford Review of Economic Policy* 11(1): 136–169.
- Bennett, P., R. Blundell, and K. Salvanes. (2020). "A second chance? Labor market returns to adult education using school reforms" *IZA Discussion Paper No. 13592*.
- Bingley, Paul and Cappellari, Lorenzo and Ovidi, Marco (2023). "When it Hurts the Most: Timing of Parental Job Loss and a Child's Education." *IZA Discussion Paper No. 16367*.
- Borra, Christina, and Costa-Ramón, Ana, and González, Libertad, and Sevilla, Almudena (2021). "The causal effect of an income shock on children's human capital," Economics Working Papers 1789, Department of Economics and Business, Universitat Pompeu Fabra.
- Botero, J., S. Djankov, R. La Porta, F. Lopez-De-Silanes, and A. Schleifer. (2004). "The regulation of labor" *Quarterly Journal of Economics* 119 (4): pp. 1339-1382.
- Browning M., and E. Heinesen (2011). "The effect of job loss due to plant closure on mortality and hospitalization" *AKF Working Paper* 2011(1).
- Carneiro, P., Y. Cruz-Aguayo, R. Hernandez, and N. Schady. (2023a). "Dynamic Complementarity in Elementary Schools: Experimental Evidence from Ecuador" *Mimeo*.
- Carneiro, P., A. Campos, Y. Cruz-Aguayo, C. Echeverri, and N. Schady. (2023b). "Interactions: Do Teacher Behaviors Predict Achievement, Executive Function and Non-Cognitive Outcomes in Elementary School" *Mimeo*.
- Carneiro, P., I. Garcia, K. Salvanes, and E. Tominey. (2021). "Intergenerational mobility and the timing of parental income" *Journal of Political Economy* 129(3).
- Carneiro, P., and J. Heckman. (2003). "Human Capital Policy" in *Inequality in America: what role for human capital policies* (edited by Heckman, J., and Krugere, A.).
- Carneiro, P., K. Salvanes and E. Tominey, "Partial Insurance against Income Shocks, Parental Investments and Child Development", working paper.
- Carneiro, P., K. G. Salvanes, B. Willage, and A. Willén (2022). "The Timing of Parental Job Displacement, Child Development and Family Adjustment." Discussion paper No. 12 September 2022, Department of Economics, Norwegian School of Economics.
- Caucutt, E., and L. Lochner (2020). "Early and Late Human Capital Investments, Borrowing Constraints, and the Family", *Journal of Political Economy* 128(3).
- Cesarini, David, and Lindqvist, Erik, and Östling, Robert, and Wallace, Björn (2016). "Wealth, Health, and Child Development: Evidence from Administrative Data on Swedish Lottery Players." *The Quarterly Journal of Economics* 131(2): pp. 687-738.
- Chetty, R., J. Friedman and J. Rockoff (2014), "Measuring the Impact of Teachers I: Evaluating Bias in

- Teacher Value-Added Estimates”, *American Economic Review*, 104(9), 2593-2632.
- Coelli, M. (2011). “Parental job loss and the education enrolment of youth.” *Labour Economics* 18(11): pp. 25–35.
- Conger, R. D., Rueter, M. A., & Elder, G. H., Jr. (1999). Couple resilience to economic pressure. *Journal of Personality and Social Psychology*, 76(1), 54–71.
- Cortes P., J. Pan, L. Pilossoph, and B. Zafar (2021). “Gender differences in job search and the earnings gap: evidence from business majors” *NBER Working Paper No. 28820*.
- Couch, K., and D. Placzek (2010). “Earnings losses of displaced workers revisited” *American Economic Review* 100(1): pp. 572-589.
- Cunha, F., J. Heckman, L. Lochner, and D. Masterov. (2006) “Interpreting the evidence on life cycle skill formation” in *Handbook of the Economics of Education Volume 1* (edited by Eric Hanushek and Finish Welch).
- Cunha, F., J. Heckman, and S. Schennach (2010). “Estimating the technology of cognitive and noncognitive skill formation” *Econometrica* 78 (3): pp. 883-931.
- Dahl S-A., O. Nilsen, and K. Vaage (2003). “Gender differences in early retirement behavior” *European Sociological Review* 19(2): pp. 179-198.
- Dahl, G., and L. Lochner (2012). "The impact of family income on child achievement: Evidence from the earned income tax credit." *American Economic Review* 102, no. 5 (2012): 1927-1956.
- Dahl, G., K. Løken, M. Mogstad, and K. Salvanes. (2016). “What is the case for paid maternity leave?” *Review of Economics and Statistics*, 98(4): pp. 655-670.
- Del Bono, E., A. Weber, and R. Winter-Ebmer. (2012). “Clash of career and family: Fertility decisions after job displacement” *Journal of the European Economics Association* 10(4): pp. 659-683.
- Davis S., and T. von Wachter (2011): “Recessions and the Costs of Job Loss,” *Brookings Papers on Economic Activity*.
- Doepke, Matthias. and Zilibotti, Fabrizio (2017), Parenting with Style: Altruism and Paternalism in Intergenerational Preference Transmission. *Econometrica*, 85: 1331-1371.
- Ellingsæter A., and R. Kitterød (2021). “The unfinished revolution: what is the impact of education on fathers’ family work” *Tidsskrift for samfunnsforskning* 1(62).
- Eshaghnia, S., J. Heckman, R. Landerso, and R. Quershi (2022). “Intergenerational Transmission of Family Influence” *Becker Friedman Institute Working Paper No. 2022-113*.
- Eshaghnia, S., J. Heckman, and R. Landerso (2023). “Maximum Impact Intergenerational Associations” *Becker Friedman Institute Working Paper No. 2023-46*.
- Godoy, R., V. Reyes-Garcia, R. McDade, S. Tanner, W. Leonard, T. Huanca, V. Vadez, and K. Patel. (2006). “Why do mothers favor girls and fathers, boys?” *Human Nature* 17(2): pp. 169-189.
- Godoy, R., V. Reyes-Garcia, R. McDade, S. Tanner, W. Leonard, T. Huanca, V. Vadez, and K. Patel. (2006). “Why do mothers favor girls and fathers, boys?” *Human Nature* 17(2): pp. 169-189.
- Grantham-McGregor, S., Y. Cheung, S. Cueto, P. Glewwe, L. Richter, B. Strupp, and International Child Development Steering Group (2007), “Developmental potential in the first 5 years for children in developing countries”, *Lancet*, 369(9555), 60-70.
- Goff, L., O. Malamud, C. Pop-Eleches, M. Urquiola (2023), “Interactions between Family and School Environments: Access to Abortion and Selective Schools”, forthcoming at the *Journal of Human Resources*.
- Gundersen, F., and D. Juvkvam. (2013). “Inndelinger i senterstruktur, sentralitet og BA-Regioner” *NIBR-rapport* 2013:1.
- Guryan, J., E. Hurst, and M. Kearney (2008). “Parental education and parental time with children” *Journal of Economic Perspectives* 22(3): pp. 23-46.
- Halla, M., J. Schmieder, and A. Weber (2020). “Job Displacement, Family Dynamics, and Spousal Labor Supply” *American Economic Journal: Applied Economics* 12(4): pp. 253-287.

- Halvorsen, E. and H. Holter, S. Ozkan, Serdar and K. Storesletten (2022). “Dissecting Idiosyncratic Earnings Risk” . FRB St. Louis Working Paper No. 2022-24
- Hawkins, A., C. Hollrah, S. Miller, L. Wherry, G. Aldana, and M. Wong. (2023). “The Long-Term Effects of Income for At-Risk Infants: Evidence from Supplemental Security Income”. *NBER Working Paper No. 31746*
- Heckman, J.J (2007). “The economics, technology, and neuroscience of human capability formation” *PNAS* 104(33): pp. 13250-13255.
- Heckman, J., and S. Mosso. (2014). “The economics of human development and social mobility” *Annual Review of Economics* 6(1): pp. 689-733.
- Hilger, N. (2016). "Parental job loss and children's long-term outcomes: evidence from 7 million fathers' layoffs." *American Economic Journal: Applied Economics* 8(3): pp. 247-83.
- Huttunen, K., J. Møen, and K. Salvanes (2011). "How destructive is creative destruction? Effects of job loss on job mobility, withdrawal and income." *Journal of the European Economic Association* 9(2): pp. 840-870.
- Huttunen, K., and J. Kellokumpu. (2016). “The Effect of Job Displacement on Couples’ Fertility Decisions.” *Journal of Labor Economics* 34(2): pp. 403–442.
- Huttunen, K., J. Moen, and K. Salvanes (2018). “Job loss and regional mobility.” *Journal of Labor Economics* 36(2): pp. 479-509.
- Huttunen, K., C. Gathmann, L. Saaksvuori, R. Stitzing, L. Jernstrom. (2020). “In sickness and in health: job displacement and health spillovers in couples” *IZA Disc Paper* 13329.
- Ichino, A., G. Schwerdt, R. Winter-Ebmer, and J. Zweimuller (2017). “Too Old to Work, Too Young to Retire?” *Journal of the Economics of Ageing* 9: pp. 14–29.
- Jacobson L., R. LaLonde, and D. Sullivan (1993). “Earnings Losses of Displaced Workers.” *American Economic Review* 83(4): pp. 685–709.
- Johnsen J., K. Vaage, and A. Willén (2022). “Interactions in Public Policies: Spousal Responses and Program Spillovers of Welfare Reforms.” *Economic Journal* 132(642): pp. 834-864.
- Johnson, R. and C. K. Jackson (2019), “Reducing Inequality through Dynamic Complementarity: Evidence from Head Start and Public School Spending”, *American Economic Journal: Economic Policy*, 11(4), 310-349.
- Keldenich, C., and C. Luecke (2020). “Unlucky at work, unlucky in love: job loss and marital stability” *Review of Economics of the Household: pp. 1-36.*
- Kirkeboen, L., E. Leuven, and M. Mogstad. (2016). “Field of study, earnings, and self-selection” *The Quarterly Journal of Economics* 131(3): pp. 1057-1111.
- Kleven H., C. Landais, J. Posch, A. Steinhauer, and J. Zweimüller (2019). "Child Penalties across Countries: Evidence and Explanations." *AEA P&P* 109: pp. 122-26.
- Komisar, E.. (2017). *Being There: Why Prioritizing Motherhood in the First Three Years Matters* (New York, Penguin).
- Knudsen, E., J. Heckman, J. Cameron, and J. Shonkoff. (2006). “Economic, neurobiological, and behavioral perspectives on building America’s future workforce” *PNAS* 103(27): pp. 10155-10162.
- Le Barbanchon T., R. Rathelot, and A. Roulet (2020). “Gender differences in job search: trading off commute against wage” *Quarterly Journal of Economics* 136(1): pp. 381-426.
- Manning A., and J. Swaffield (2008). “The gender gap in early-career wage growth” *The Economic Journal* 118(530): pp. 983–1024.
- Mari, G., and R. Keizer (2021). “Parental job loss and early child development in the great recession” *Child Development* 92(2): pp. 1698-1716.
- Minaya, V., B. Moore, and J. Scott-Clayton (2020). “The effect of job displacement on college enrollment: evidence from Ohio” *NBER Working Paper No. 27694.*
- Mörk, E., A. Sjögren, and H. Svaleryd (2020). “Consequences of parental job loss on the family environment and on human capital formation – Evidence from workplace closures.” *Labour Economics* 67.

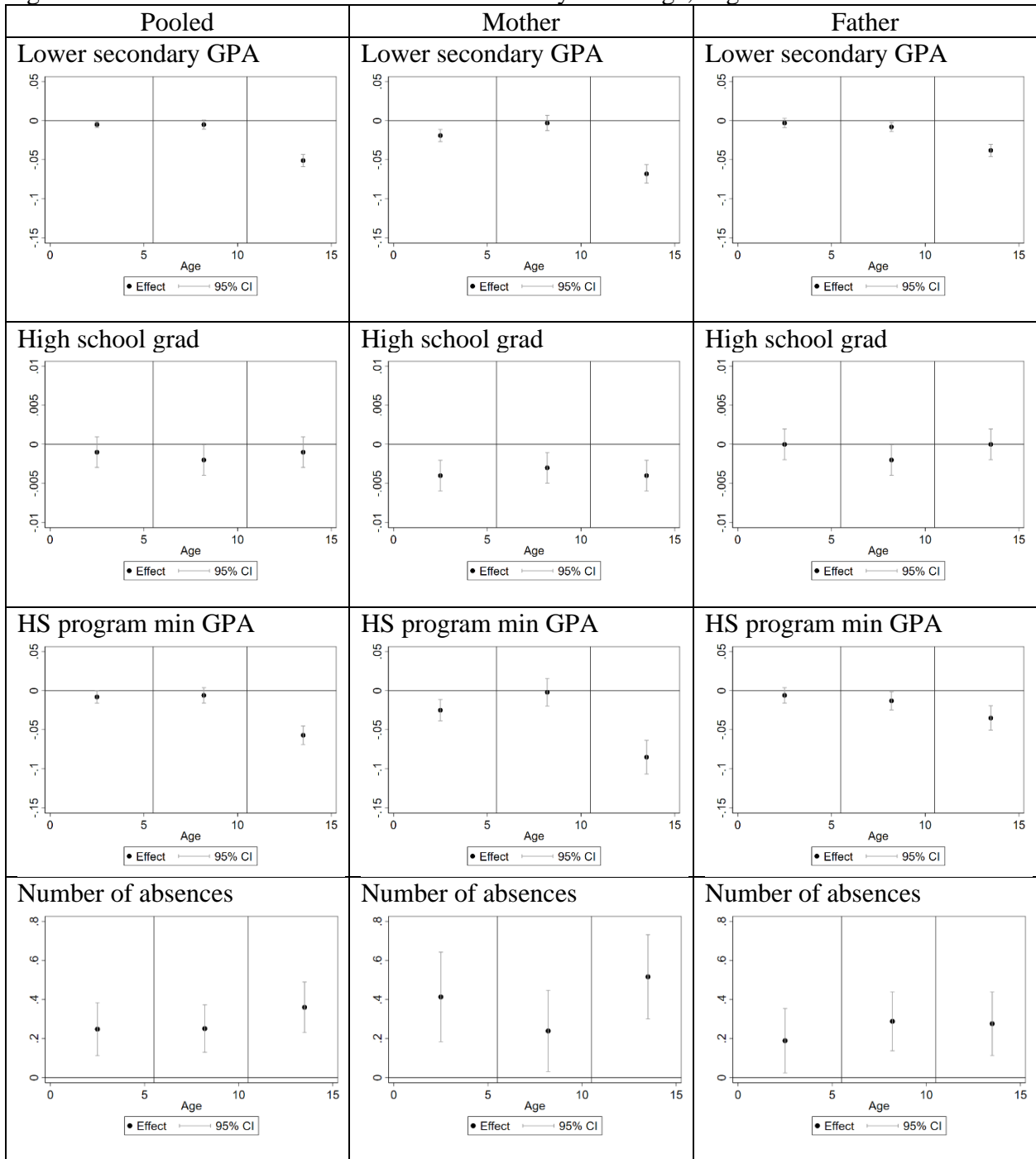
- Oreopoulos, P., M. Page, and A. Huff Stevens (2008). "The intergenerational effects of worker displacement." *Journal of Labor Economics* 26(3): pp. 455-483.
- Oreopoulos, P., T. von Wachter, and A. Heisz (2012). "The Short- and Long-Term Career Effects of Graduating in a Recession." *American Economic Journal: Applied* 4(1): 1–29.
- Page, Marianne E. (2023). New Advances on an Old Question: Does Money Matter for Children's Outcomes? Memo, Department of Economics, University of California, Davis.
- Rege, M., K. Telle, M. Votruba (2009). "The effect of plant downsizing on disability pension utilization." *Journal of the European Economic Association* 7(4): pp. 754–785.
- Rege, M., K. Telle, and M. Votruba (2011). "Parental job loss and children's school performance." *The Review of Economic Studies* 78(4): pp. 1462-1489.
- Rinz, K. (2021). "Did timing matter? Life cycle differences in effects of exposure to the Great Recession" *Journal of Labor Economics (forthcoming)*.
- Ruhm, C. (1991). "Displacement Induced Joblessness." *Review of Economics and Statistics* 73(3): pp. 517–522.
- Salvanes, K., B. Willage, and A. Willén (2022). "The Effect of Labor Market Shocks across the Life Cycle." *Journal of Labor Economics (forthcoming)*.
- Sayer, L., S. Bianchi, and J. Robinson. (2004). "Are parents investing less in children? Trends in mothers' and fathers' time with children" *American Journal of Sociology* 110(1): 1-43.
- Schmieder, J., T. von Wachter, and J. Heining (2022). "The Costs of Job Displacement Over the Business Cycle and Its Sources: Evidence from Germany" *NBER WP No. 30162*.
- Song, Y. (2018). "Job displacement and subjective well-being: findings from the American Time Use Survey Well-Being Modules." *Journal for Labour Market Research* 52(13).
- Steinberg, L. (2015). *Age of Opportunity: Lessons from the New Science of Adolescence* (Houghton Mifflin Harcourt, Boston).
- Sullivan D., and T. von Wachter (2009). "Job displacement and mortality: an analysis using administrative data." *Quarterly Journal of Economics* 124(3): pp. 1265–1306.
- Tanndal J., and M. Päällysaho (2020). "Family-level stress and children's educational choice: evidence from parent layoffs." *Stockholm University, Mimeo*.
- Thomas, D. (1994). "Like father, like son; like mother, like daughter: parental resources and child height" *The Journal of Human Resources* 29 (4): pp. 950-988.
- Tungodden, J., and A. Willén (2022). "When Parents Decide: Gender Differences in Competitiveness" *Journal of Political Economy (forthcoming)*.
- Willage B., and A. Willén (2022). "Postpartum Job Loss: Transitory Effect on Mothers, Long-run Damage to Children." *European Economic Review (forthcoming)*.
- Yeung, WJ, and Linver, MR, and Brooks-Gunn, J. (2002). "How money matters for young children's development: parental investment and family processes." *Child Dev.* 2002 Nov Dec;73(6):1861-79.
- Østhus, S. (2012). "Health effects of downsizing survival and job loss in Norway." *Social Science & Medicine* 75.5: pp. 946-953.

Figure 1: Effects of Parental Job Loss on Children by Child Age, Balance Test



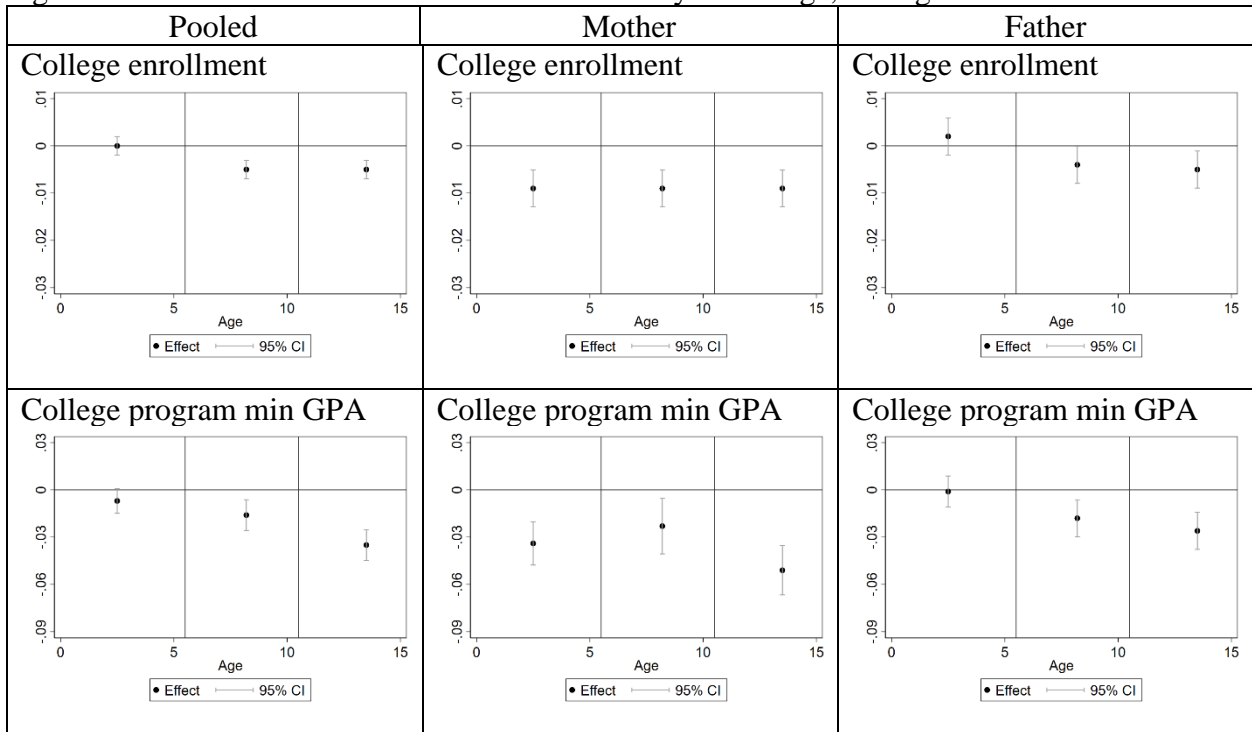
Note: Authors estimation of Equation (1) using population-wide register data from Statistics Norway. Dots are point estimates from a separate equation, lines are 95% confidence intervals. Standard errors are clustered at the individual parent level. Estimating equation: $y_{jbgqam} = \beta_{1g}Displace_{jg} + \theta_{gq} + \phi_{gm} + \rho_{ga} + \epsilon$, where y_{jbgqam} is the outcome, $Displace_{jg}$ is a binary variable taking the value of one if the child's parent was involuntarily displaced when the child was in that age group, and the fixed effects for birth year are θ_{gq} , for parent age are ρ_{ga} , and for municipality are ϕ_{gm} .

Figure 2: Effects of Parental Job Loss on Children by Child Age, High School



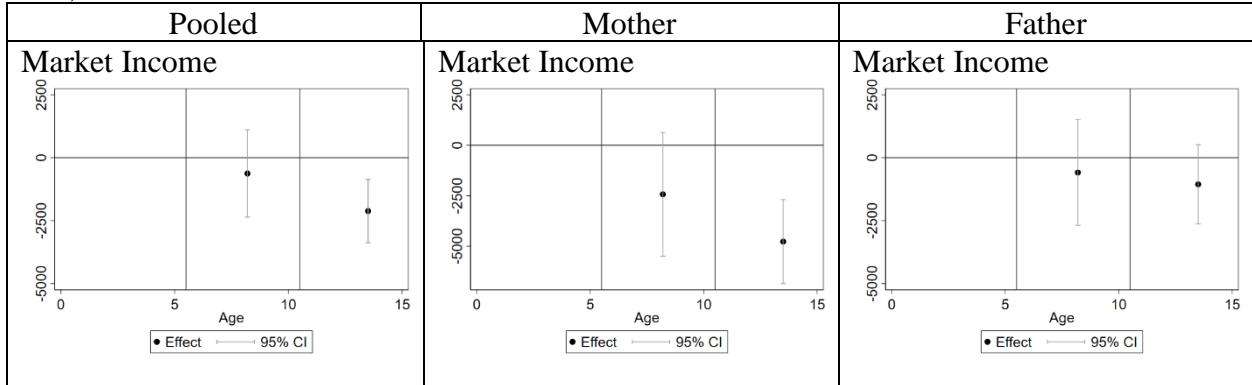
Note: Authors estimation of Equation (1) using population-wide register data from Statistics Norway. Dots are point estimates from a separate equation, lines are 95% confidence intervals. Standard errors are clustered at the individual parent level. Estimating equation: $y_{jbgqam} = \beta_{1g}Displace_{jg} + \theta_{gq} + \phi_{gm} + \rho_{ga} + \epsilon$, where y_{jbgqam} is the outcome, $Displace_{jg}$ is a binary variable taking the value of one if the child's parent was involuntarily displaced when the child was in that age group, and the fixed effects for birth year are θ_{gq} , for parent age are ρ_{ga} , and for municipality are ϕ_{gm} .

Figure 3: Effects of Parental Job Loss on Children by Child Age, College



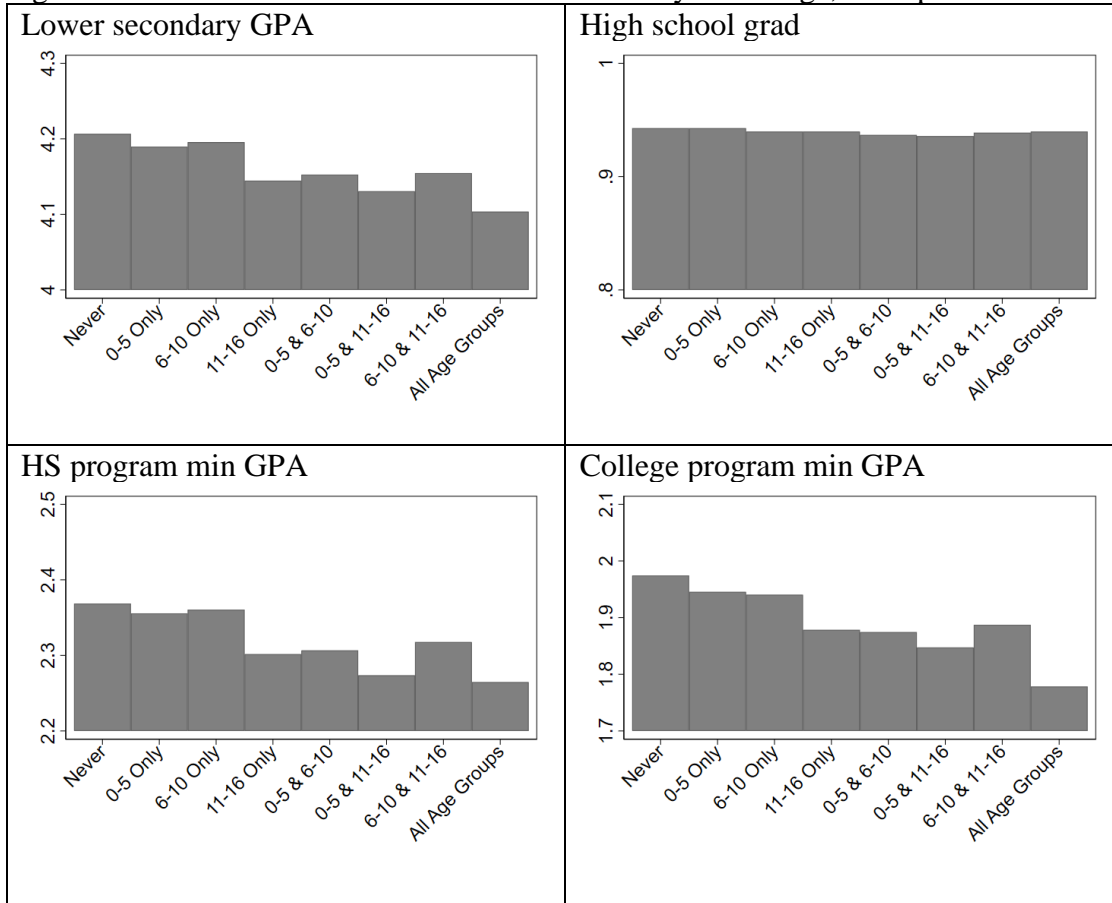
Note: Authors estimation of Equation (1) using population-wide register data from Statistics Norway. Dots are point estimates from a separate equation, lines are 95% confidence intervals. Standard errors are clustered at the individual parent level. Estimating equation: $y_{jbgqam} = \beta_{1g}Displace_{jg} + \theta_{gq} + \phi_{gm} + \rho_{ga} + \epsilon$, where y_{jbgqam} is the outcome, $Displace_{jg}$ is a binary variable taking the value of one if the child's parent was involuntarily displaced when the child was in that age group, and the fixed effects for birth year are θ_{gq} , for parent age are ρ_{ga} , and for municipality are ϕ_{gm} .

Figure 4: Effects of Parental Job Loss on Children by Child Age, Market Income Age 30 (NOK 1000)



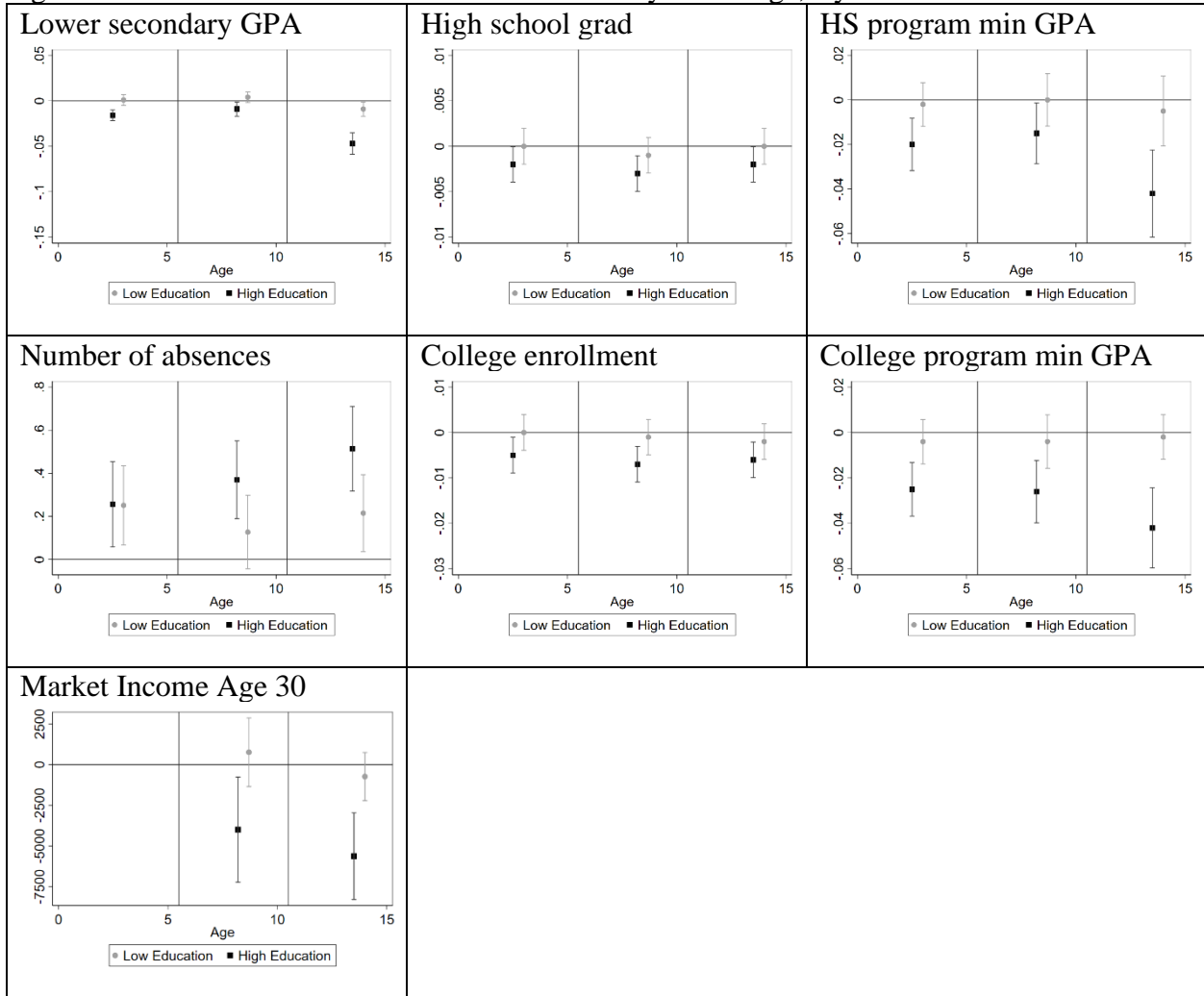
Note: Authors estimation of Equation (1) using population-wide register data from Statistics Norway. Dots are point estimates from a separate equation, lines are 95% confidence intervals. Standard errors are clustered at the individual parent level. Estimating equation: $y_{jbgqam} = \beta_{1g}Displace_{jg} + \theta_{gq} + \phi_{gm} + \rho_{ga} + \epsilon$, where y_{jbgqam} is the outcome, $Displace_{jg}$ is a binary variable taking the value of one if the child's parent was involuntarily displaced when the child was in that age group, and the fixed effects for birth year are θ_{gq} , for parent age are ρ_{ga} , and for municipality are ϕ_{gm} .

Figure 5: Effects of Parental Job Loss on Children by Child Age, Multiple Shocks



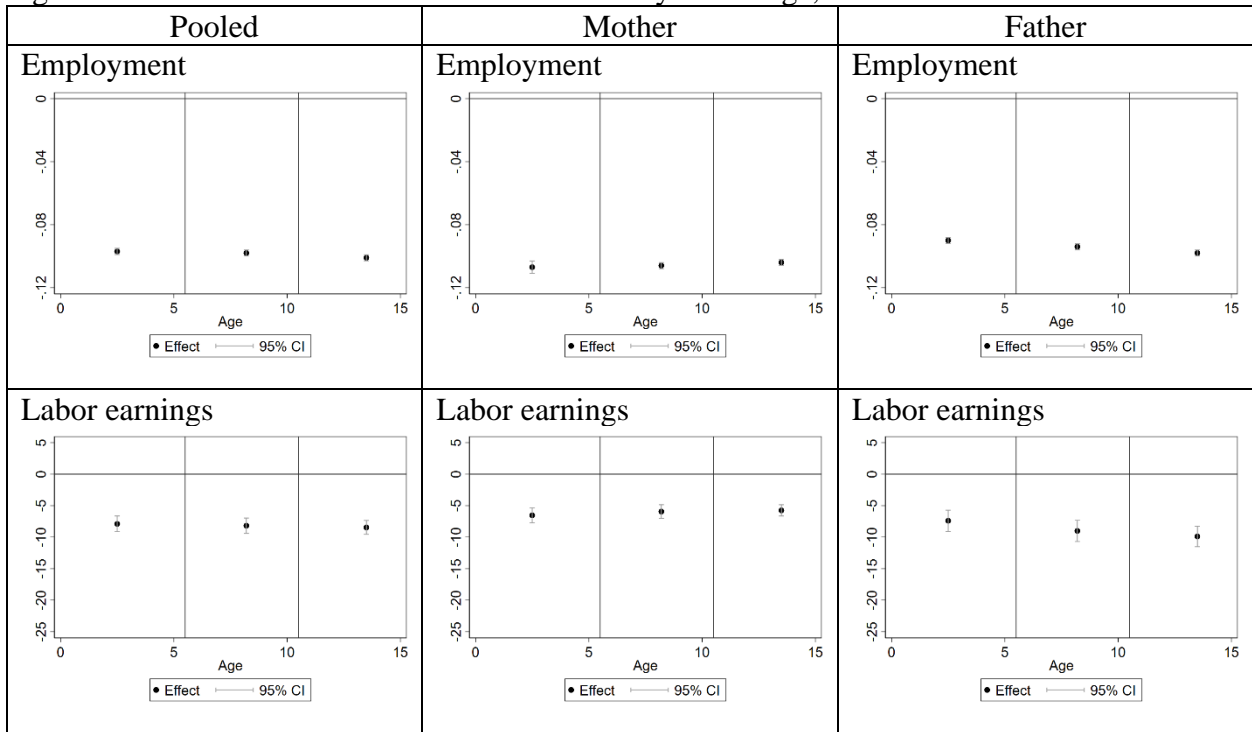
Note: Authors estimation of Equation (2) using population wide register data from Statistics Norway. Dots are point estimates from a separate equation, lines are 95% confidence intervals. Standard errors are clustered at the individual parent level. Estimating equation: $y_{jgqam} = \beta_1 DisplaceAge0to5_{jg} + \beta_2 DisplaceAge6to10_{jg} + \beta_3 DisplaceAge11to16_{jg} + \beta_4 DisplaceAge0to5and6to10_{jg} + \beta_5 DisplaceAge0to5and11to16_{jg} + \beta_6 DisplaceAge6to10and11to16_{jg} + \beta_7 DisplaceAllAges_{jg} + \theta_q + \phi_m + \rho_a + \varepsilon_{jg}$.

Figure 6: Effects of Parental Job Loss on Children by Child Age, By Parent Education



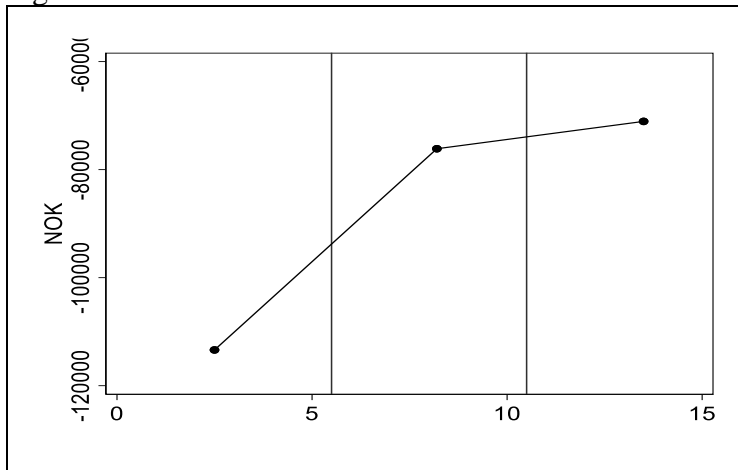
from Statistics Norway. Low education refers to parents with at most a high school diploma. High education refers to parents with more than a high school diploma. Dots are point estimates from a separate equation, lines are 95% confidence intervals. Standard errors are clustered at the individual parent level. Estimating equation: $y_{jbgqam} = \beta_{1g} Displace_{jg} + \theta_{gq} + \phi_{gm} + \rho_{ga} + \epsilon$, where y_{jbgqam} is the outcome, $Displace_{jg}$ is a binary variable taking the value of one if the child's parent was involuntarily displaced when the child was in that age group, and the fixed effects for birth year are θ_{gq} , for parent age are ρ_{ga} , and for municipality are ϕ_{gm} .

Figure 7: Effects of Parental Job Loss on Parents by Child Age, Labor Market



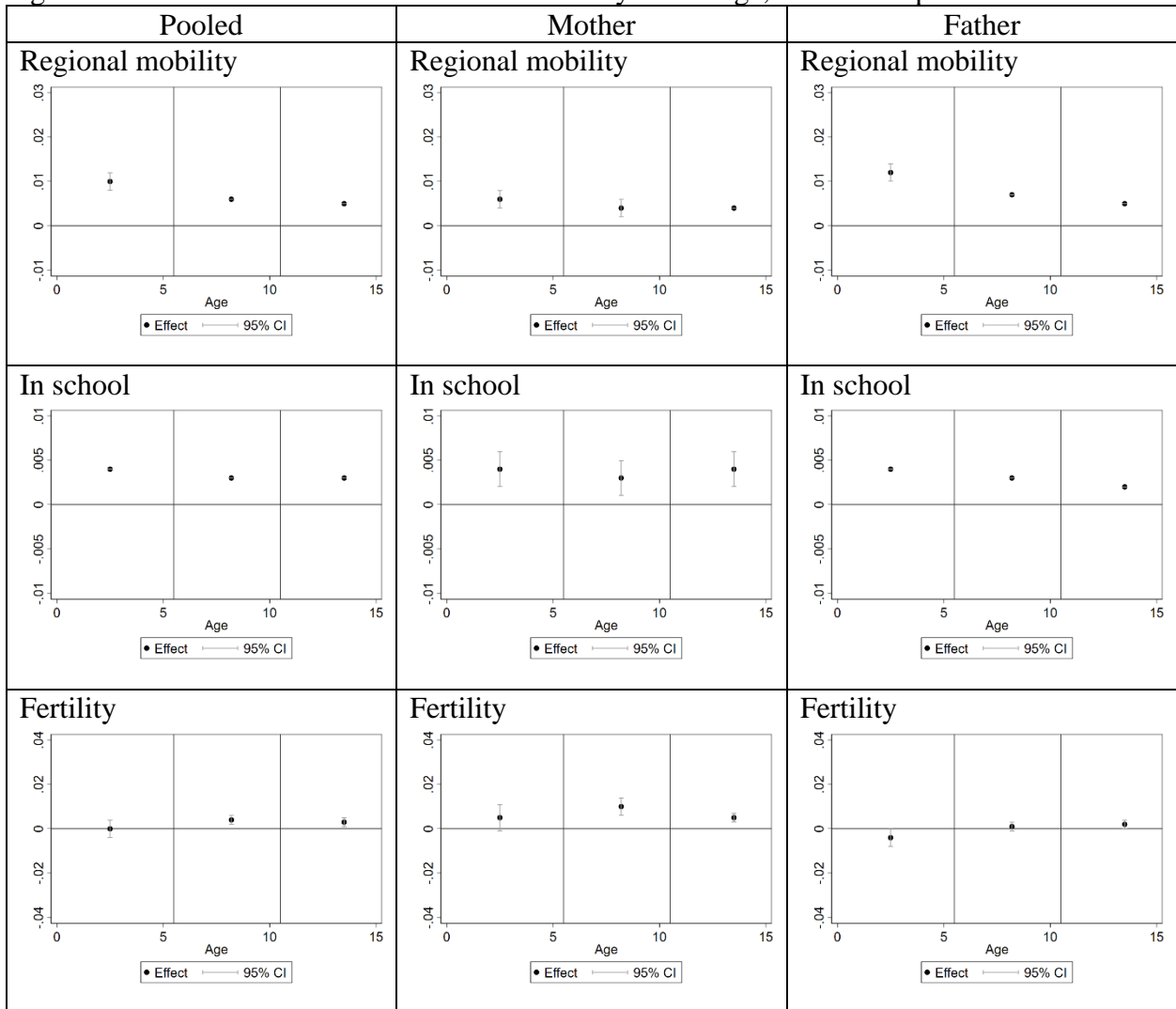
Note: Authors estimation of Equation (3). Dots are point estimates from separate equations, lines are 95% confidence intervals. Standard errors are clustered at the individual parent level. Estimating equation: $y_{ibgt} = \alpha + \beta_g(Displaced_{ig} * Post_{igbt}) + \delta_{1g}Displaced_{ig} + \delta_{2g}Post_{igbt} + \gamma_{gt} + \lambda_{ig} + \varepsilon_{ibgt}$. where y_{ibgt} is the outcome, $Displaced_{ig}$ is a binary variable taking the value of one if the parent was involuntarily displaced when the child was in that age group, $Post_{igbt}$ is a binary variable taking the value of one if relative time is greater than 0, and the fixed effects for year are γ_{gt} , and for individual parent are λ_{ig} .

Figure 8: Effects of Parental Job Loss on Full Childhood Earnings by Child Age



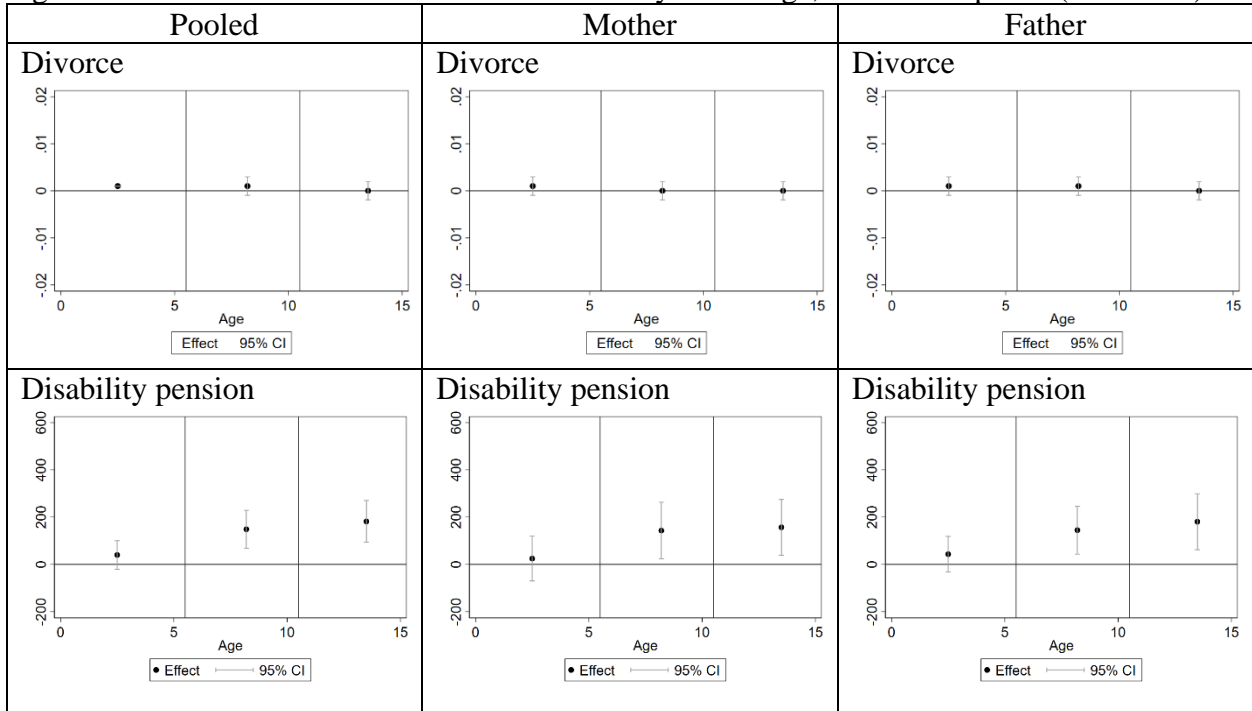
Note: Authors estimation of Equation (1). Dots are point estimates from separate equations, lines are 95% confidence intervals. Standard errors are clustered at the parent level. Estimating equation: $y_{ibgt} = \alpha + \beta_g(Displaced_{ig} * Post_{igbt}) + \delta_{1g}Displaced_{ig} + \delta_{2g}Post_{igbt} + \gamma_{gt} + \lambda_{ig} + \varepsilon_{ibgt}$. where y_{ibgt} is the outcome, $Displaced_{ig}$ is a binary variable taking the value of one if the parent was involuntarily displaced when the child was in that age group, $Post_{igbt}$ is a binary variable taking the value of one if relative time is greater than 0, and the fixed effects for year are γ_{gt} , and for individual parent are λ_{ig} .

Figure 9: Effects of Parental Job Loss on Parents by Child Age, Choice Response



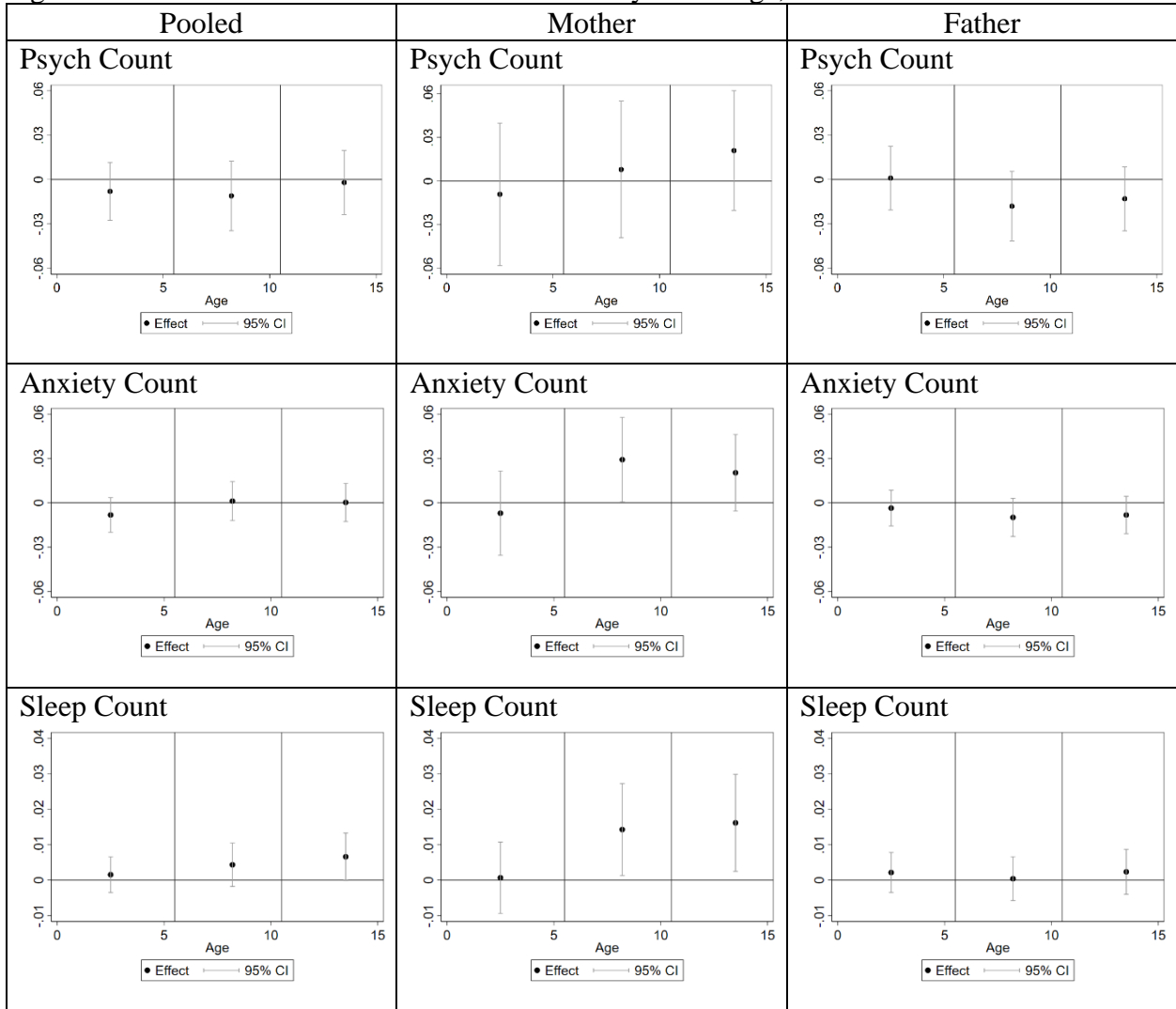
(continues on next page)

Figure 9: Effects of Parental Job Loss on Parents by Child Age, Choice Response (continued)



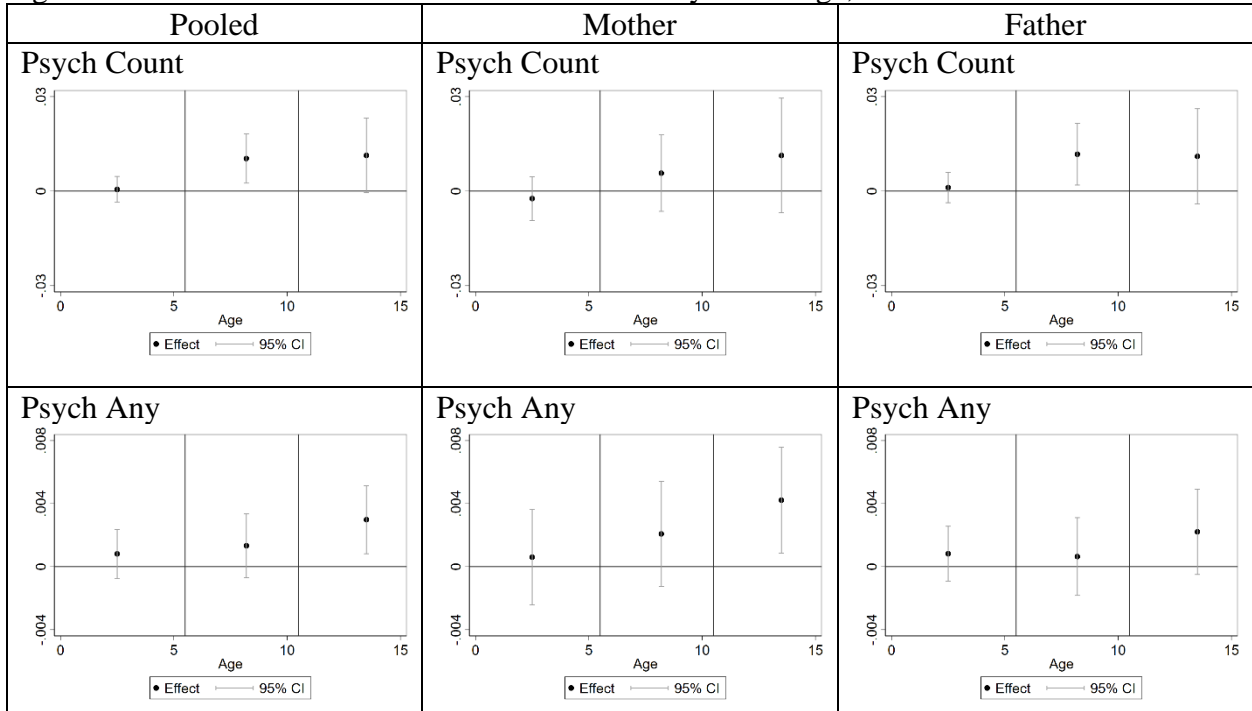
Note: Authors estimation of Equation (3) using population-wide register data from Statistics Norway. Dots are point estimates from a separate equation, lines are 95% confidence intervals. Standard errors are clustered at the individual parent level. Estimating equation: $y_{ibgt} = \alpha + \beta_g(Displaced_{ig} * Post_{igbt}) + \delta_{1g}Displaced_{ig} + \delta_{2g}Post_{igbt} + \gamma_{gt} + \lambda_{ig} + \varepsilon_{ibgt}$. where y_{ibgt} is the outcome, $Displaced_{ig}$ is a binary variable taking the value of one if the parent was involuntarily displaced when the child was in that age group, $Post_{igbt}$ is a binary variable taking the value of one if relative time is greater than 0, and the fixed effects for year are γ_{gt} , and for individual parent are λ_{ig} .

Figure 10: Effects of Parental Job Loss on Parents by Child Age, Mental Health



Note: Authors estimation of Equation (3) using population-wide register data from Statistics Norway. Dots are point estimates from a separate equation, lines are 95% confidence intervals. Standard errors are clustered at the individual parent level. Estimating equation: $y_{ibgt} = \alpha + \beta_g(Displaced_{ig} * Post_{igbt}) + \delta_{1g}Displaced_{ig} + \delta_{2g}Post_{igbt} + \gamma_{gt} + \lambda_{ig} + \varepsilon_{ibgt}$. where y_{ibgt} is the outcome, $Displaced_{ig}$ is a binary variable taking the value of one if the parent was involuntarily displaced when the child was in that age group, $Post_{igbt}$ is a binary variable taking the value of one if relative time is greater than 0, and the fixed effects for year are γ_{gt} , and for individual parent are λ_{ig} . Outcomes from International Classification of Primary Care – 2nd Edition. Psych any starting "P"; anxiety is P01, P02, P06, P74; sleep is P06; depression is P03, P76, and P77.

Figure 11: Effects of Parental Job Loss on Children by Child Age, Mental Health



Note: Authors estimation of Equation (3) using population-wide register data from Statistics Norway. Dots are point estimates from a separate equation, lines are 95% confidence intervals. Standard errors are clustered at the individual parent level. Estimating equation: $y_{ibgt} = \alpha + \beta_g(Displaced_{ig} * Post_{igbt}) + \delta_{1g}Displaced_{ig} + \delta_{2g}Post_{igbt} + \gamma_{gt} + \lambda_{ig} + \varepsilon_{ibgt}$. where y_{ibgt} is the outcome, $Displaced_{ig}$ is a binary variable taking the value of one if the parent was involuntarily displaced when the child was in that age group, $Post_{igbt}$ is a binary variable taking the value of one if relative time is greater than 0, and the fixed effects for year are γ_{gt} , and for individual parent are λ_{ig} . Outcomes from International Classification of Primary Care – 2nd Edition. Psych any diagnosis starting "P".

TABLES

Table 1: Summary Statistics

Panel A: Child Outcomes			
	Age 0-5	Age 6-10	Age 11-16
Lower secondary GPA	4.19 (0.79)	4.16 (0.79)	4.12 (0.79)
High school grad	0.83 (0.37)	0.93 (0.25)	0.94 (0.23)
HS program min GPA	2.04 (1.54)	2.3 (1.44)	2.23 (1.53)
Number of absences	20.18 (1.00)	20.71 (18.23)	21.58 (18.24)
College enrollment	0.50 (0.50)	0.60 (0.49)	0.65 (0.48)
College program min GPA	1.74 (1.67)	2.04 (1.64)	2.18 (1.64)
Income (1000 NOK)		476 (307)	479 (325)
Psych Visit Count	0.05 (0.41)	0.12 (0.75)	0.24 (1.32)
Psych Visit Any	0.02 (0.15)	0.05 (0.22)	0.08 (0.27)
Panel B: Parent Outcomes			
	Age 0-5	Age 6-10	Age 11-16
Market Income (100 NOK)	449 (298)	476 (307)	479 (325)
Disability Pension	120 (4370)	243 (6155)	417 (7959)
Divorced	0.038 (0.192)	0.067 (0.251)	0.104 (0.305)
Child Count	1.97 (1.00)	2.42 (0.91)	2.51 (0.93)
In School	0.016 (0.126)	0.018 (0.134)	0.017 (0.13)
Move Municipality	0.012 (0.108)	0.006 (0.079)	0.004 (0.065)
Psych Visit Count	0.42 (1.93)	0.52 (2.18)	0.55 (2.23)
Anxiety Visit Count	0.17 (1.08)	0.22 (1.25)	0.23 (1.29)
Sleep Visit Count	0.04 (0.45)	0.05 (0.53)	0.07 (0.60)

Note: Authors calculations using population-wide administrative data and the sample restrictions discussed in Section 3.

Table 2: Effects of Job Loss on Parent Mental Health First Three Years, by Parent Gender

Panel A: Mothers			
	Sleepless	Nervous	Anxious
Effect of Job Loss	0.144** (0.064)	0.063* (0.036)	0.007 (0.027)
N	554	2289	2287

Panel B: Fathers			
	Sleepless	Nervous	Anxious
Effect of Job Loss	0.062 (0.044)	-0.016 (0.023)	0.009 (0.020)
N	913	3939	3920

Note: Authors estimation of Equation (1) using population-wide register data from Statistics Norway. Dots are point estimates from a separate equation, lines are 95% confidence intervals. Standard errors are clustered at the individual parent level. Estimating equation: $y_{jbqam} = \beta_1 Displace_j + \theta_q + \emptyset_m + \rho_a + \epsilon$, where y_{jbqam} is the outcome, $Displace_j$ is a binary variable taking the value of one if the child's parent was involuntarily displaced, and the fixed effects for birth year are θ_q , for parent age are ρ_a , and for municipality are \emptyset_m .

Table 3: Effects of Job Loss on Child Mental Health Per 1000 Children, Most Impacted Diagnoses

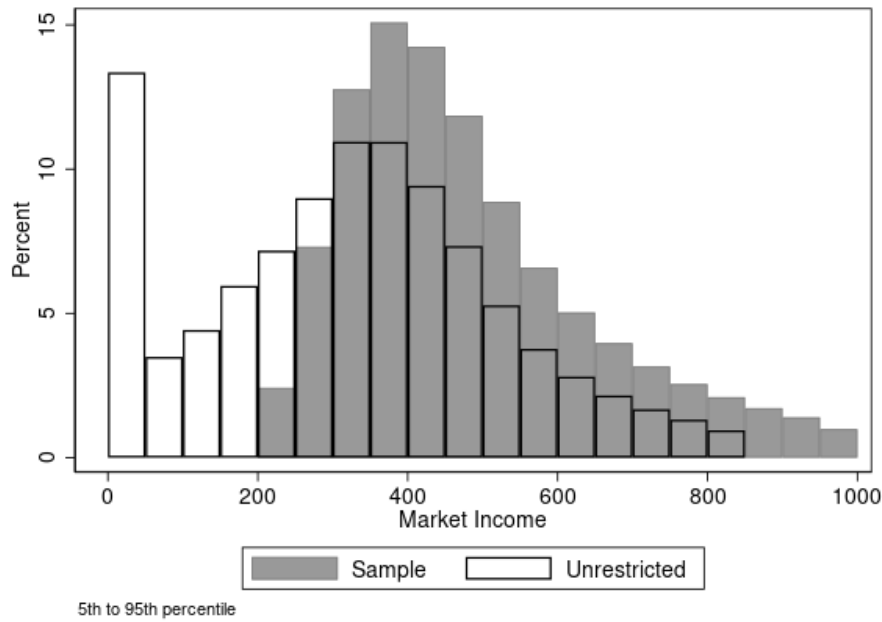
Diagnosis	Age Group		
	0-5	6-10	11-16
P01 Feeling anxious/nervous/tense	-0.05 (0.08)	0.02 (0.21)	0.42 (0.32)
P02 Acute stress reaction	0.28*** (0.10)	0.30 (0.18)	0.49* (0.28)
P03 Feeling depressed	-0.07 (0.16)	0.19 (0.19)	0.42 (0.32)
P06 Sleep disturbance	-0.14 (0.33)	-0.45 (0.30)	0.71* (0.36)
P76 Depressive disorder	0.02 (0.04)	0.48*** (0.17)	0.77* (0.45)
P99 Psychological disorders, other	-0.25 (0.18)	0.29 (0.27)	0.53* (0.32)

Note: Authors estimation of Equation (3) using population-wide register data from Statistics Norway. Dots are point estimates from a separate equation, lines are 95% confidence intervals. Standard errors are clustered at the individual parent level. Estimating equation: $y_{ibgt} = \alpha + \beta_g (Displaced_{ig} * Post_{igbt}) + \delta_{1g} Displaced_{ig} + \delta_{2g} Post_{igbt} + \gamma_{gt} + \lambda_{ig} + \epsilon_{ibgt}$. where y_{ibgt} is the outcome, $Displaced_{ig}$ is a binary variable taking the value of one if the parent was involuntarily displaced when the child was in that age group, $Post_{igbt}$ is a binary variable taking the value of one if relative time is greater than 0, and the fixed effects for year are γ_{gt} , and for individual parent are λ_{ig} .

Outcomes from International Classification of Primary Care – 2nd Edition.

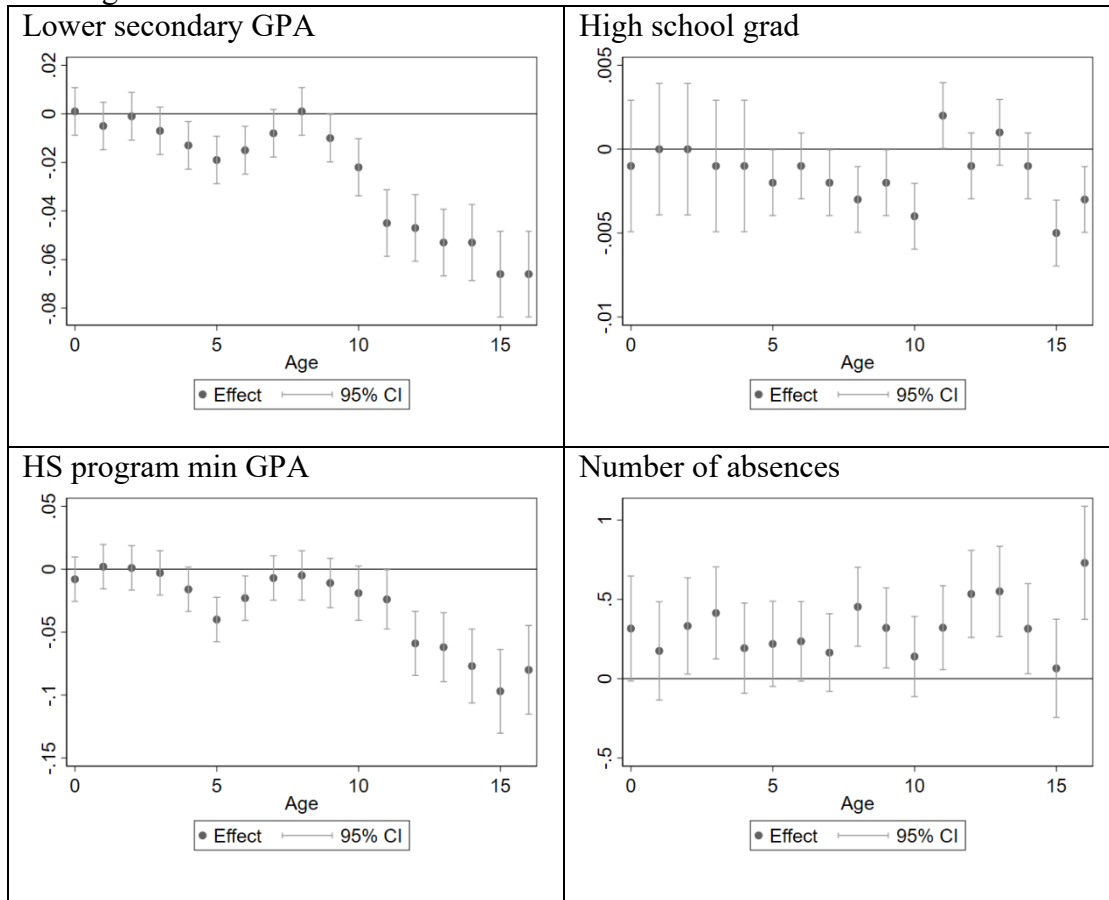
ONLINE APPENDIX

Appendix Figure A-1: Income Distribution, Analysis Sample and Unrestricted



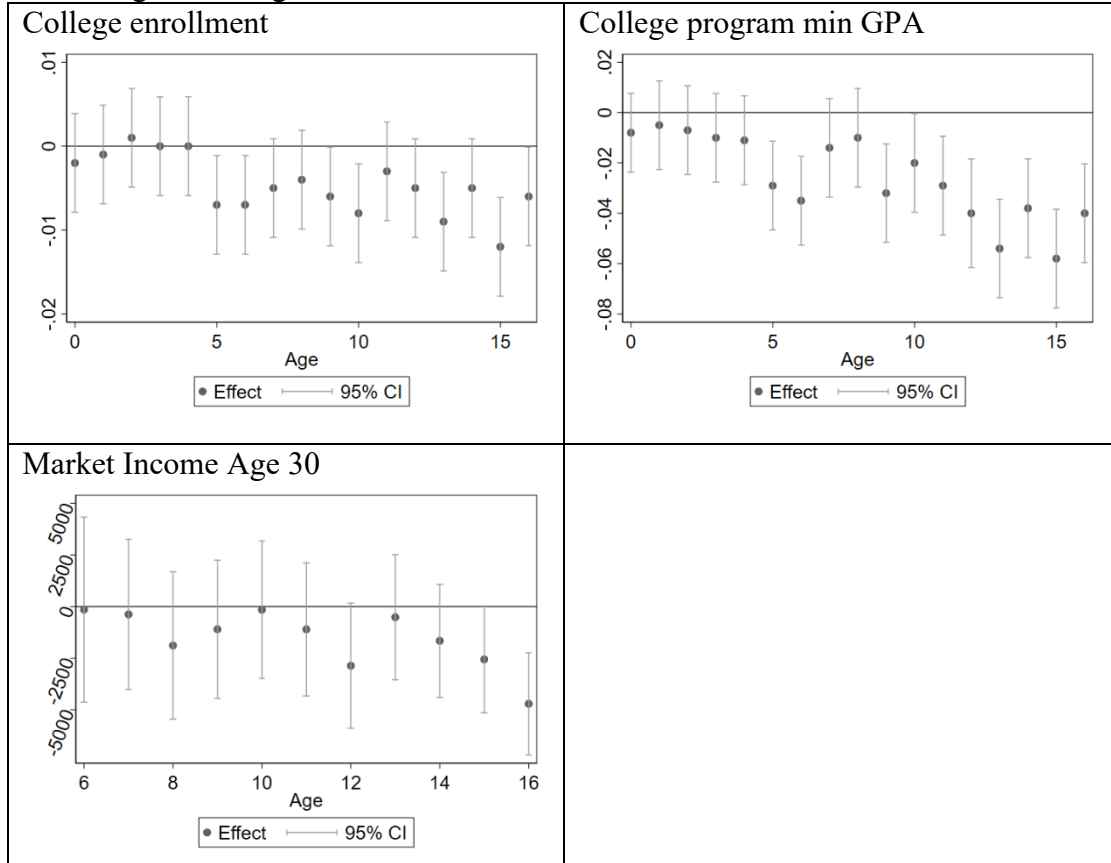
Note: Authors' calculation of the distributions of income for the universe of parents of children aged 10 between 1986 and 2009 (unrestricted), and for the set of parents in our analysis (sample). The main difference between these two samples is the employment condition we impose on our analytical sample (3 years of continuous employment prior to the potential job loss event).

Appendix Figure A-2: Effects of Parental Job Loss on Children by Child Age, High School, Each Age



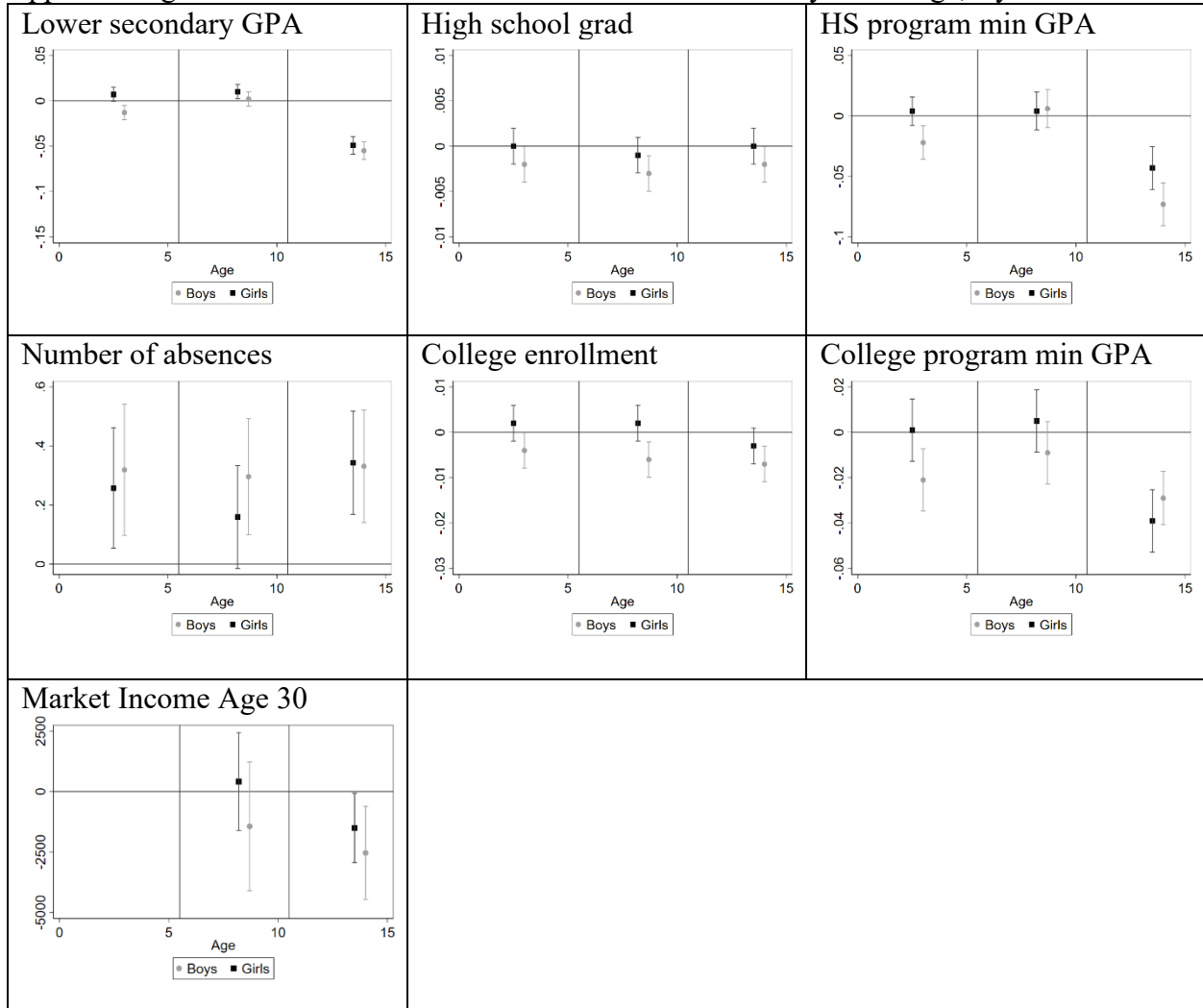
Note: Authors estimation of Equation (1) for each child age (rather than child age group) using population-wide register data from Statistics Norway. Dots are point estimates from a separate equation, lines are 95% confidence intervals. Standard errors are clustered at the individual parent level. Estimating equation: $y_{jbgqam} = \beta_{1g}Displace_{jg} + \theta_{gq} + \phi_{gm} + \rho_{ga} + \epsilon$, where y_{jbgqam} is the outcome, $Displace_{jg}$ is a binary variable taking the value of one if the child's parent was involuntarily displaced when the child was of a specific age, and the fixed effects for birth year are θ_{gq} , for parent age are ρ_{ga} , and for municipality are ϕ_{gm} .

Appendix Figure A-3: Effects of Parental Job Loss on Children by Child Age, College and Age 30 Earnings, Each Age



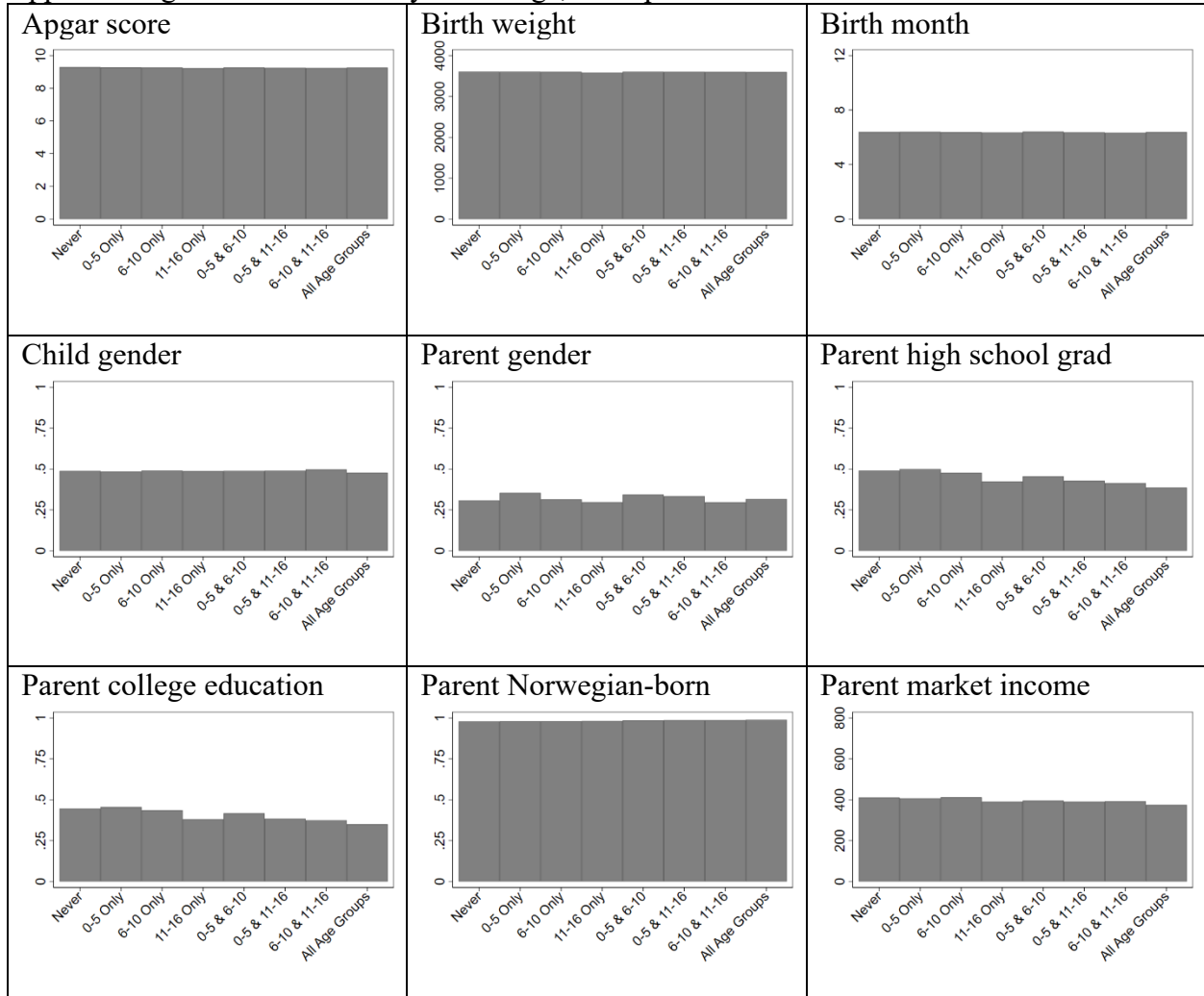
Note: Authors estimation of Equation (1) for each child age using population-wide register data from Statistics Norway. Dots are point estimates from a separate equation, lines are 95% confidence intervals. Standard errors are clustered at the individual parent level. Estimating equation: $y_{jbgqam} = \beta_{1g}Displace_{jg} + \theta_{gq} + \phi_{gm} + \rho_{ga} + \epsilon$, where y_{jbgqam} is the outcome, $Displace_{jg}$ is a binary variable taking the value of one if the child's parent was involuntarily displaced when the child was of a specific age, and the fixed effects for birth year are θ_{gq} , for parent age are ρ_{ga} , and for municipality are ϕ_{gm} .

Appendix Figure A-4: Effects of Parental Job Loss on Children by Child Age, By Child Gender



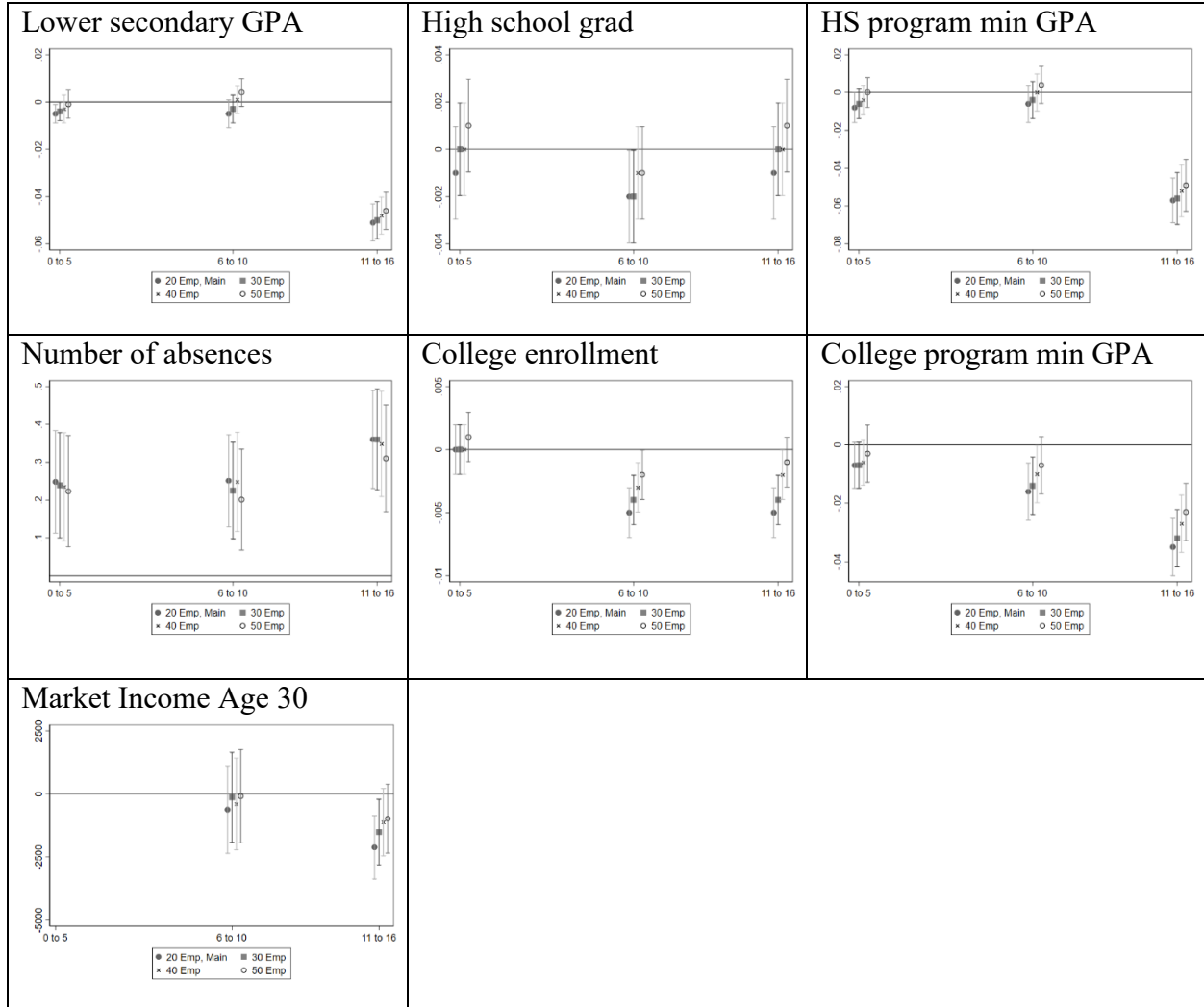
Note: Authors estimation of Equation (1) stratified by child gender using population-wide register data from Statistics Norway. Dots are point estimates from a separate equation, lines are 95% confidence intervals. Standard errors are clustered at the individual parent level. Estimating equation: $y_{jbgqam} = \beta_{1g}Displace_{jg} + \theta_{gq} + \phi_{gm} + \rho_{ga} + \epsilon$, where y_{jbgqam} is the outcome, $Displace_{jg}$ is a binary variable taking the value of one if the child's parent was involuntarily displaced when the child was in that age group, and the fixed effects for birth year are θ_{gq} , for parent age are ρ_{ga} , and for municipality are ϕ_{gm} .

Appendix Figure A-5: Balance by Child Age, Multiple Shocks



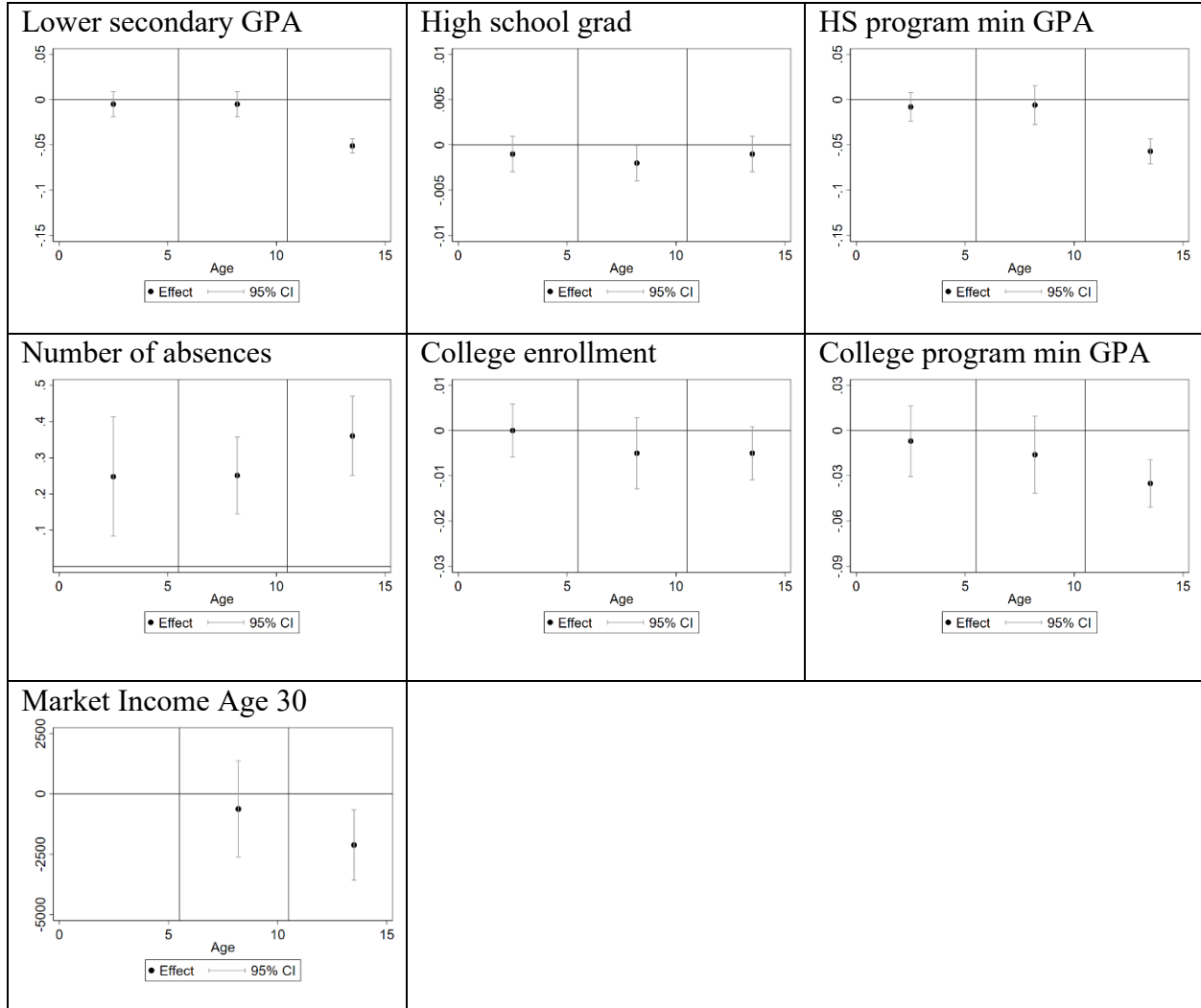
Note: Authors estimation of Equation (2) using population wide register data from Statistics Norway. Dots are point estimates from a separate equation, lines are 95% confidence intervals. Standard errors are clustered at the individual parent level. Estimating equation: $y_{jqam} = \beta_1 DisplaceAge0to5_{jq} + \beta_2 DisplaceAge6to10_{jq} + \beta_3 DisplaceAge11to16_{jq} + \beta_4 DisplaceAge0to5and6to10_{jq} + \beta_5 DisplaceAge0to5and11to16_{jq} + \beta_6 DisplaceAge6to10and11to16_{jq} + \beta_7 DisplaceAllAges_{jq} + \theta_q + \phi_m + \rho_a + \varepsilon_{jq}$.

Appendix Figure A-6: Effects of Parental Job Loss on Children by Child Age, Firm Size Restriction



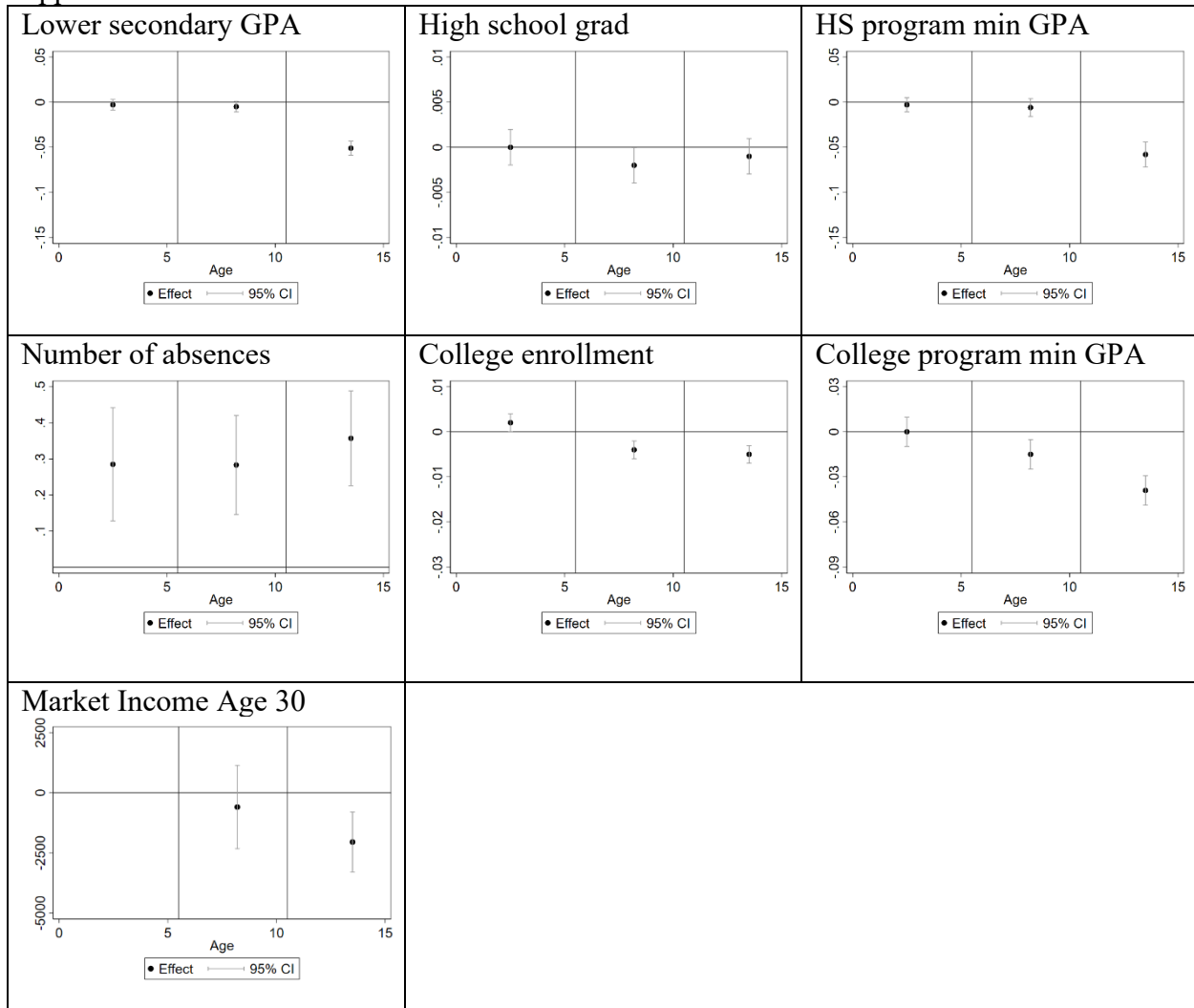
Note: Authors estimation of Equation (1) using population-wide register data from Statistics Norway. Dots are point estimates from a separate equation, lines are 95% confidence intervals. Standard errors are clustered at the individual parent level. Estimating equation: $y_{jbgqam} = \beta_{1g} Displace_{jg} + \theta_{gq} + \phi_{gm} + \rho_{ga} + \epsilon$, where y_{jbgqam} is the outcome, $Displace_{jg}$ is a binary variable taking the value of one if the child's parent was involuntarily displaced when the child was in that age group, and the fixed effects for birth year are θ_{gq} , for parent age are ρ_{ga} , and for municipality are ϕ_{gm} . The label at the bottom of each subfigure provides information on the plant size (number of employees at the plant) restriction used to obtain that particular estimate. In our main specification, we focus on plants that have at least 20 employees.

Appendix Figure A-7: Effects of Parental Job Loss on Children by Child Age, Municipality Cluster



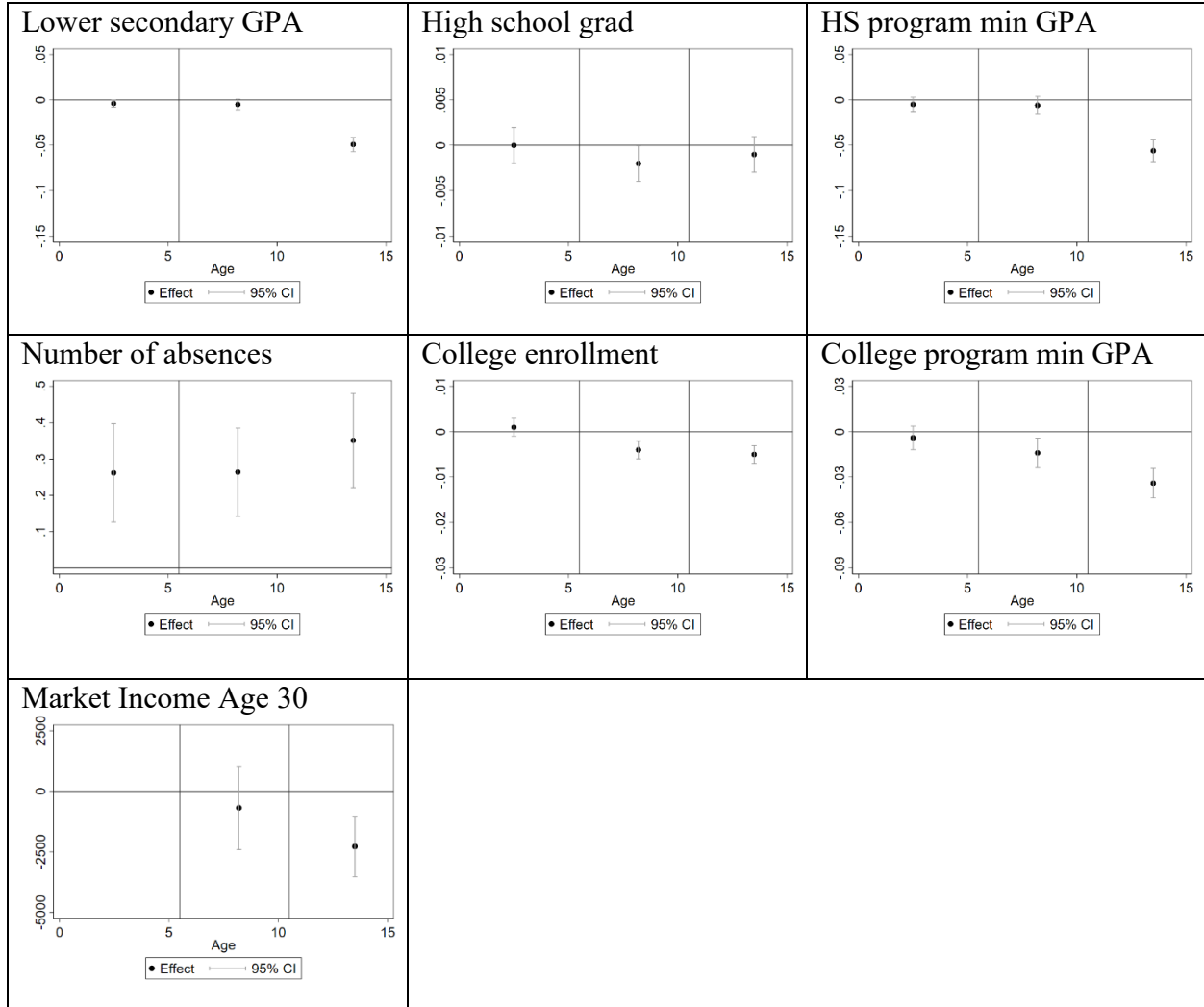
Note: Authors estimation of Equation (1) using population-wide register data from Statistics Norway. Dots are point estimates from a separate equation, lines are 95% confidence intervals. Standard errors are clustered at the municipality level. Estimating equation: $y_{jbgqam} = \beta_{1g} Displace_{jg} + \theta_{gq} + \phi_{gm} + \rho_{ga} + \epsilon$, where y_{jbgqam} is the outcome, $Displace_{jg}$ is a binary variable taking the value of one if the child's parent was involuntarily displaced when the child was in that age group, and the fixed effects for birth year are θ_{gq} , for parent age are ρ_{ga} , and for municipality are ϕ_{gm} .

Appendix Figure A-8: Effects of Parental Job Loss on Children by Child Age, PSM Common Support



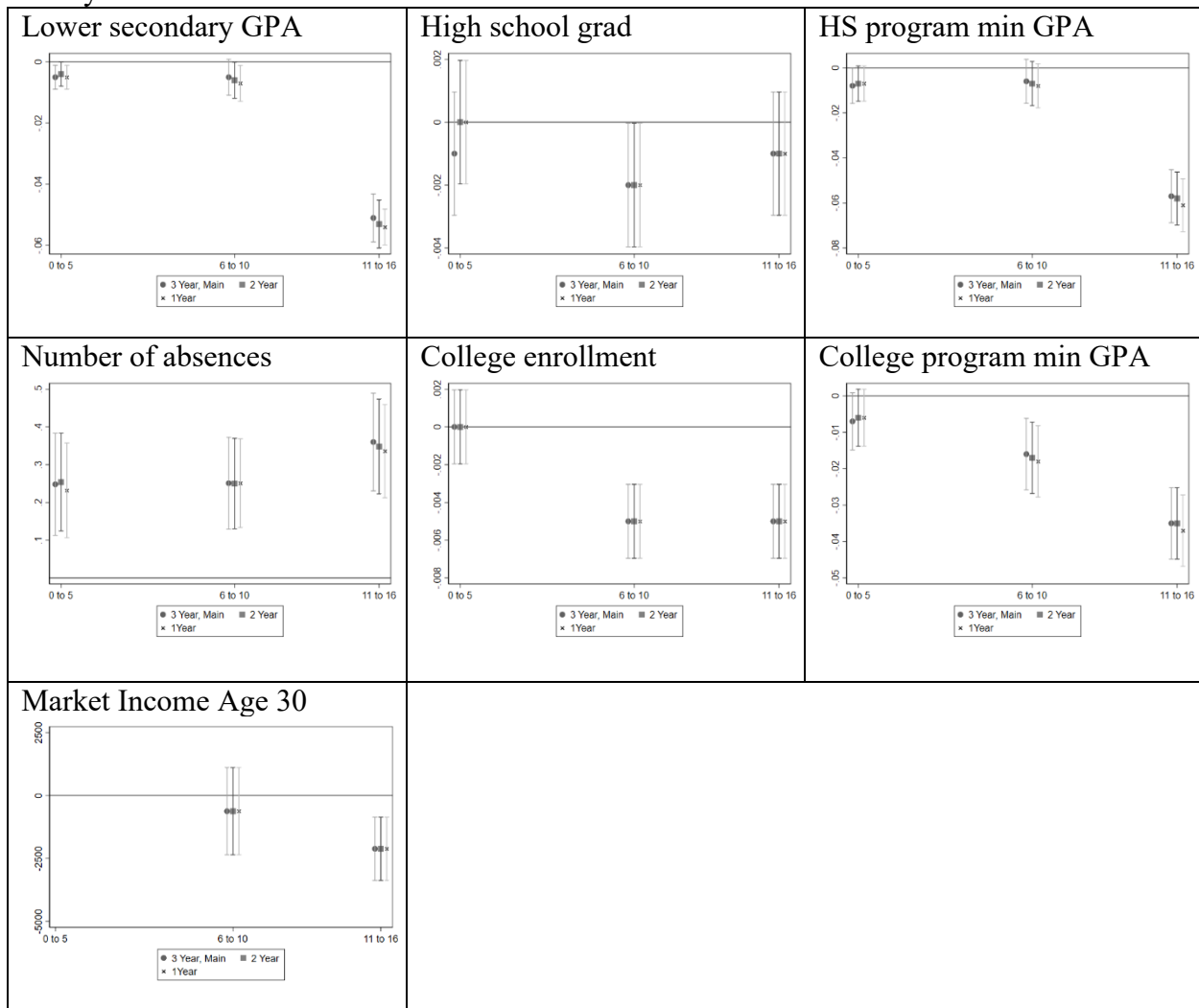
Note: Authors estimation of Equation (1) using population-wide register data from Statistics Norway. To obtain our sample, we calculate propensity scores based on the pre-displacement period (exact match on strata based on birth year, child sex, and parent sex; within each strata, propensity based on parent having at least a high school education, parent having any college education, and parent income). We then restrict our sample to those in our main sample that fall in the common support region of the propensity score. Dots are point estimates from a separate equation, lines are 95% confidence intervals. Standard errors are clustered at the individual parent level. Estimating equation: $y_{jbgqam} = \beta_{1g}Displace_{jg} + \theta_{gq} + \phi_{gm} + \rho_{ga} + \epsilon$, where y_{jbgqam} is the outcome, $Displace_{jg}$ is a binary variable taking the value of one if the child's parent was involuntarily displaced when the child was in that age group, and the fixed effects for birth year are θ_{gq} , for parent age are ρ_{ga} , and for municipality are ϕ_{gm} .

Appendix Figure A-9: Effects of Parental Job Loss on Children by Child Age, Include Early Leavers



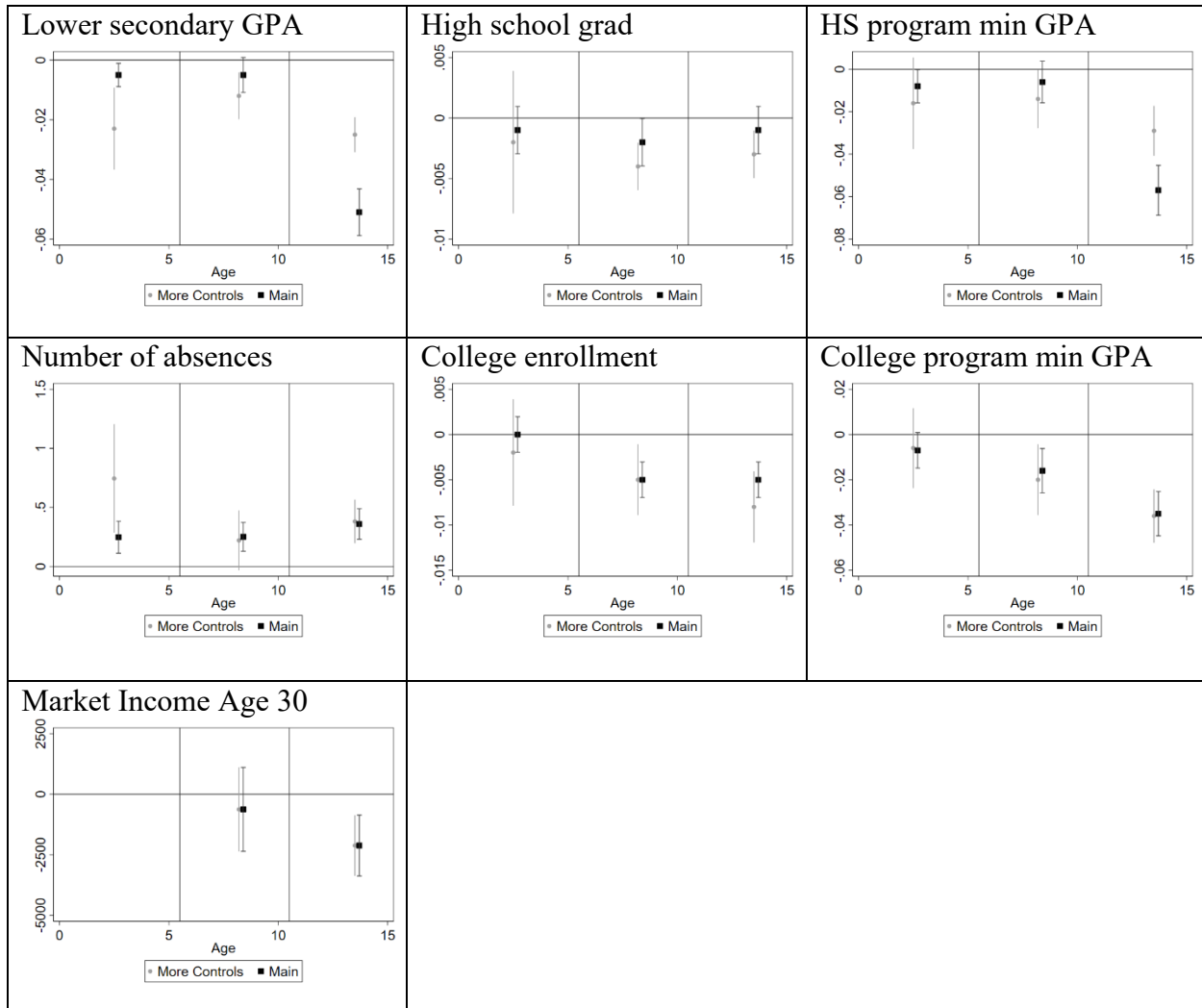
Note: Authors estimation of Equation (1) using population-wide register data from Statistics Norway. The sample underlying these estimates differs from our main sample in that we have eliminated early leavers (individuals who leave the plant one year before the closure/layoff, potentially in anticipation of the event). Dots are point estimates from a separate equation, lines are 95% confidence intervals. Standard errors are clustered at the individual parent level. Estimating equation: $y_{jbgqam} = \beta_{1g} Displace_{jg} + \theta_{gq} + \phi_{gm} + \rho_{ga} + \epsilon_{jg}$, where y_{jbgqam} is the outcome, $Displace_{jg}$ is a binary variable taking the value of one if the child's parent was involuntarily displaced when the child was in that age group, and the fixed effects for birth year are θ_{gq} , for parent age are ρ_{ga} , and for municipality are ϕ_{gm} .

Appendix Figure A-10: Effects of Parental Job Loss on Children by Child Age, Relax Work History



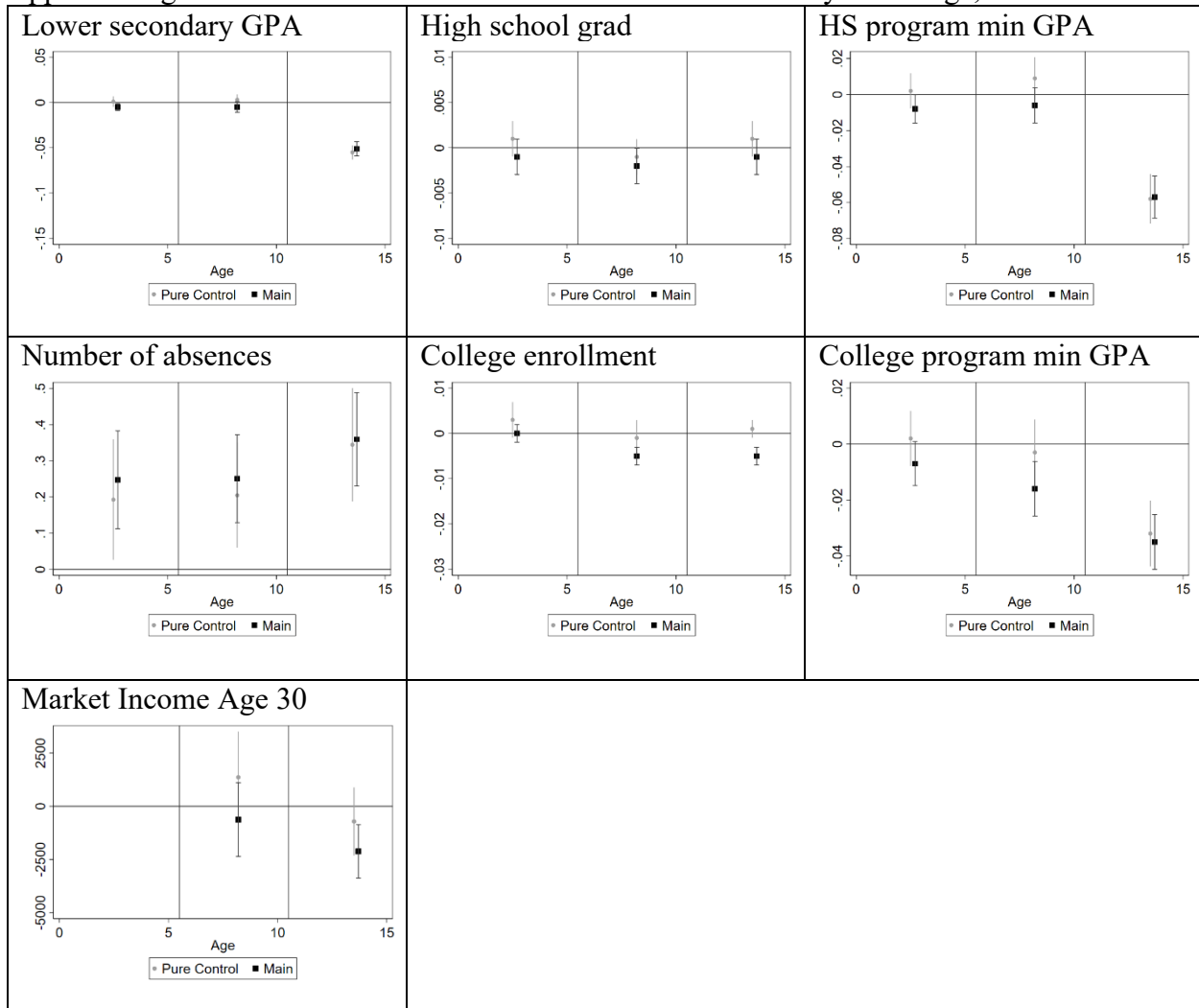
Note: Authors estimation of Equation (1) using population-wide register data from Statistics Norway. Dots are point estimates from a separate equation, lines are 95% confidence intervals. Standard errors are clustered at the individual parent level. Estimating equation: $y_{jbgqam} = \beta_{1g}Displace_{jg} + \theta_{gq} + \phi_{gm} + \rho_{ga} + \epsilon$, where y_{jbgqam} is the outcome, $Displace_{jg}$ is a binary variable taking the value of one if the child's parent was involuntarily displaced when the child was in that age group, and the fixed effects for birth year are θ_{gq} , for parent age are ρ_{ga} , and for municipality are ϕ_{gm} . The label at the bottom of each subfigure provides information on the employment condition (number of continuous work prior to relative time 0) restriction used to obtain that particular estimate. In our main specification, we focus on individuals who have held three years of continuous work prior to the potential displacement event.

Appendix Figure A-11: Effects of Parental Job Loss on Children by Child Age, Additional Controls



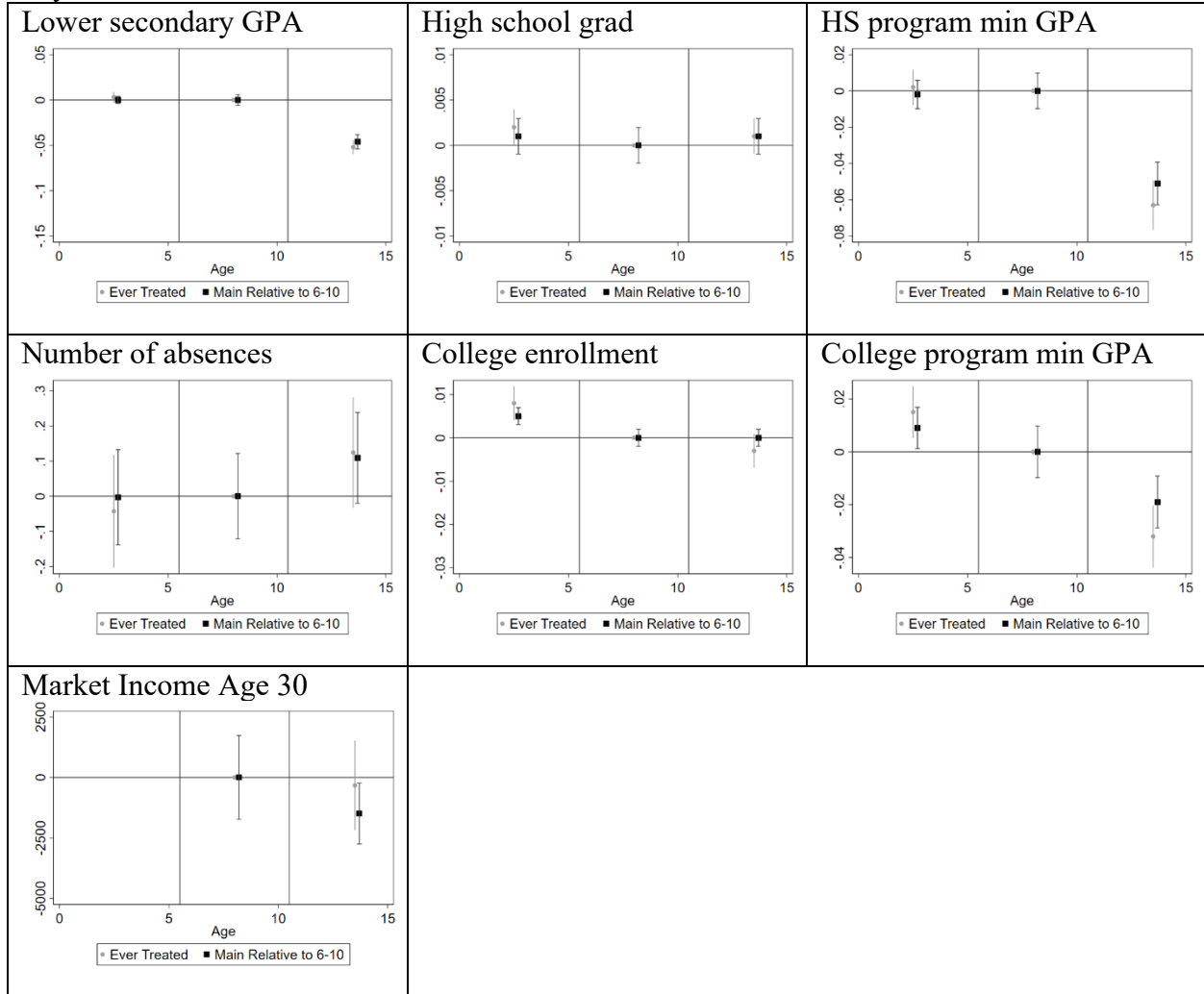
Note: Authors estimation of a modified version of Equation (1) using population-wide register data from Statistics Norway. Dots are point estimates from a separate equation, lines are 95% confidence intervals. Standard errors are clustered at the individual parent level. Estimating equation: $y_{jbgqam} = \beta_{1g}Displace_{jg} + X'\psi + \theta_{gq} + \phi_{gm} + \rho_{ga} + \dots$, where y_{jbgqam} is the outcome, $Displace_{jg}$ is a binary variable taking the value of one if the child's parent was involuntarily displaced when the child was in that age group, and the fixed effects for birth year are θ_{gq} , for parent age are ρ_{ga} , and for municipality are ϕ_{gm} . X' is a vector of additional controls, and includes pre-period industry fixed effects as well as child birth month, child sex, parent sex, parent education, parent Norwegian born.

Appendix Figure A-12: Effects of Parental Job Loss on Children by Child Age, Pure Control



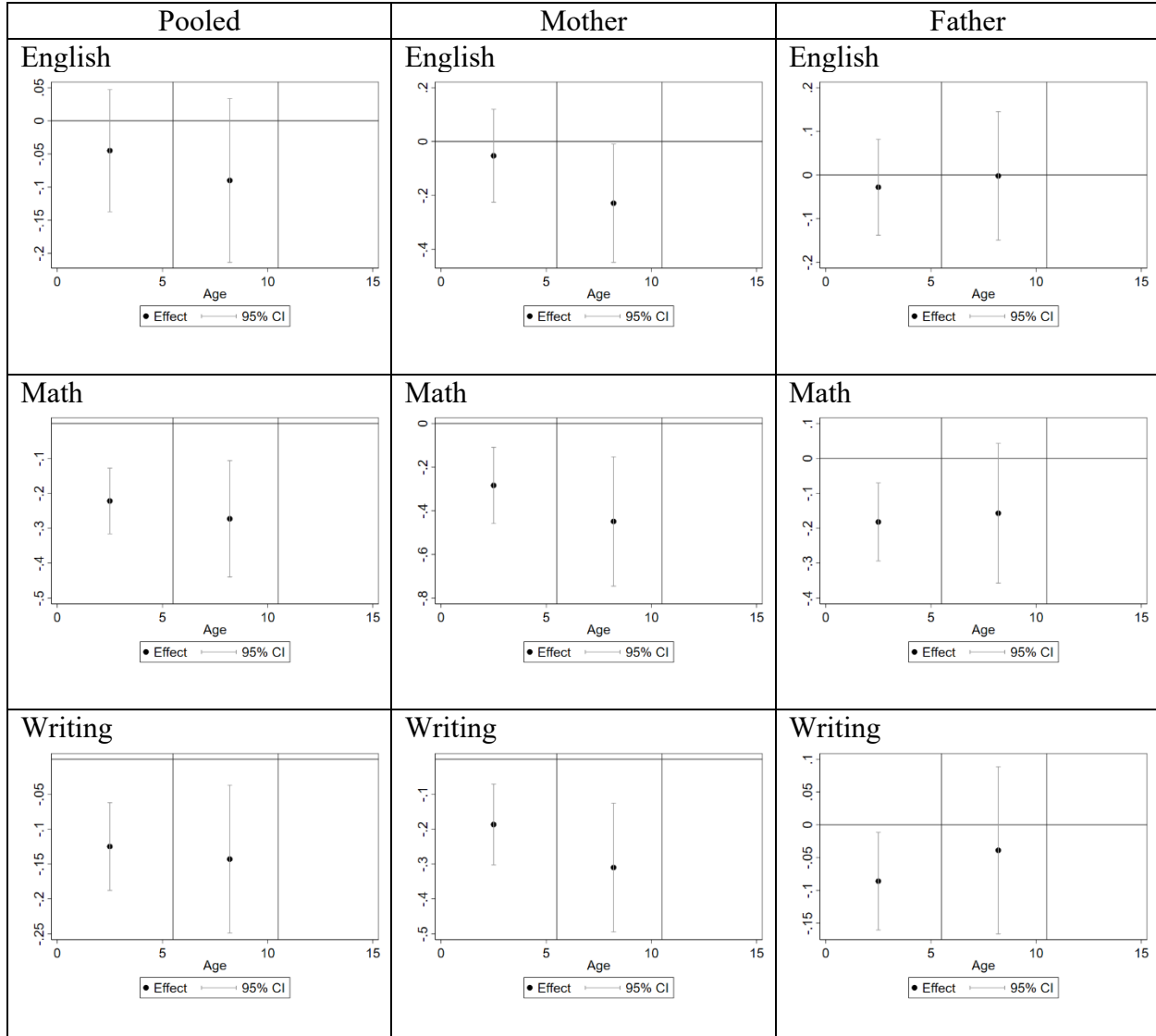
Note: Authors estimation of a modified version of Equation (1) using population-wide register data from Statistics Norway. The control group in the “Pure Control” regressions includes only children who were never exposed to an involuntary parental job displacement during their entire childhood (between birth through age 16). Dots are point estimates from a separate equation, lines are 95% confidence intervals. Standard errors are clustered at the individual parent level. Estimating equation: $y_{jbgqam} = \beta_{1g}Displace_{jg} + \theta_{gq} + \phi_{gm} + \rho_{ga} + \epsilon$, where y_{jbgqam} is the outcome, $Displace_{jg}$ is a binary variable taking the value of one if the child’s parent was involuntarily displaced when the child was in that age group, and the fixed effects for birth year are θ_{gq} , for parent age are ρ_{ga} , and for municipality are ϕ_{gm} .

Appendix Figure A-13: Effects of Parental Job Loss on Children by Child Age, Ever Treated Only, Stack



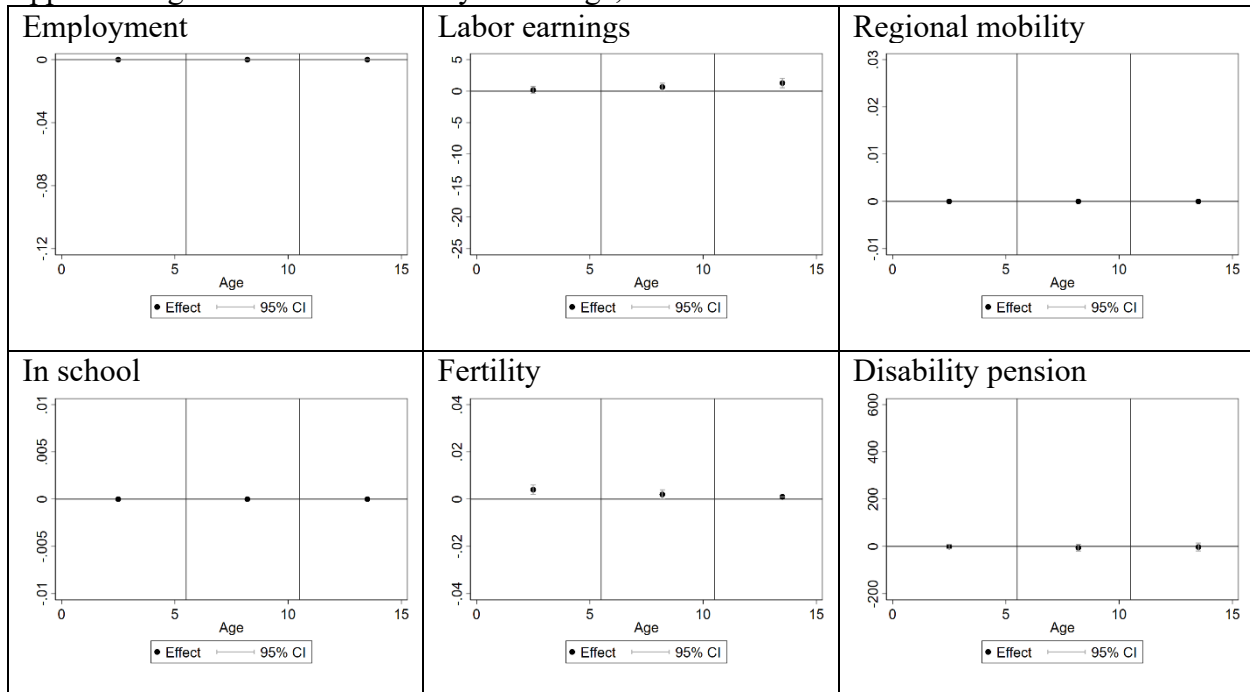
Note: Authors estimation of Equation (1) stratified by parental education level using population-wide register data from Statistics Norway. Low education refers to parents with at most a high school diploma. High education refers to parents with more than a high school diploma. Dots are point estimates from a separate equation, lines are 95% confidence intervals. Standard errors are clustered at the individual parent level. Main estimating equation: $y_{jbgqam} = \beta_{1g}Displace_{jg} + \theta_{gq} + \phi_{gm} + \rho_{ga} + \epsilon_{jbgqam}$, where y_{jbgqam} is the outcome, $Displace_{jg}$ is a binary variable taking the value of one if the child's parent was involuntarily displaced when the child was in that age group, and the fixed effects for birth year are θ_{gq} , for parent age are ρ_{ga} , and for municipality are ϕ_{gm} . Ever treated estimating equation: $y_{jggqam} = \alpha + \beta_1TreatAge0to5_{gj} + \beta_2TreatAge11to16_{gj} + \theta_{gq} + \phi_{gm} + \rho_{ga} + \epsilon_{jggqam}$. Main results are relative to age 6-10 for comparison to ever treated results.

Appendix Figure A-14: Effects of Parental Job Loss on Children by Child Age, Grade Low-Stakes Exams in Grade 5



Note: Authors estimation of Equation (4) using population-wide register data from Statistics Norway. Dots are point estimates from a separate equation, lines are 95% confidence intervals. Standard errors are clustered at the individual parent level. Using **only** pre-period data, the estimating equation is: $y_{ibgt} = \alpha + [\pi_g * Displace_{ig} * RelativeTime_{\tau}] + \psi_g Displaced_{ig} + \delta_{g\tau} + \gamma_{gt} + \lambda_{ig} + \varepsilon_{ibgt}$, where $Displace_{ig\tau}$ is an indicator variable taking value 1 if the individual is displaced in relative time $\tau = 0$, and zero otherwise. The π_g coefficient identifies relative pre-displacement trends. The regression also includes fixed effects for birth year θ_{gq} , parent age ρ_{ga} , and municipality ϕ_{gm} .

Appendix Figure A-15: Pre-trend by Child Age, Parent Outcomes



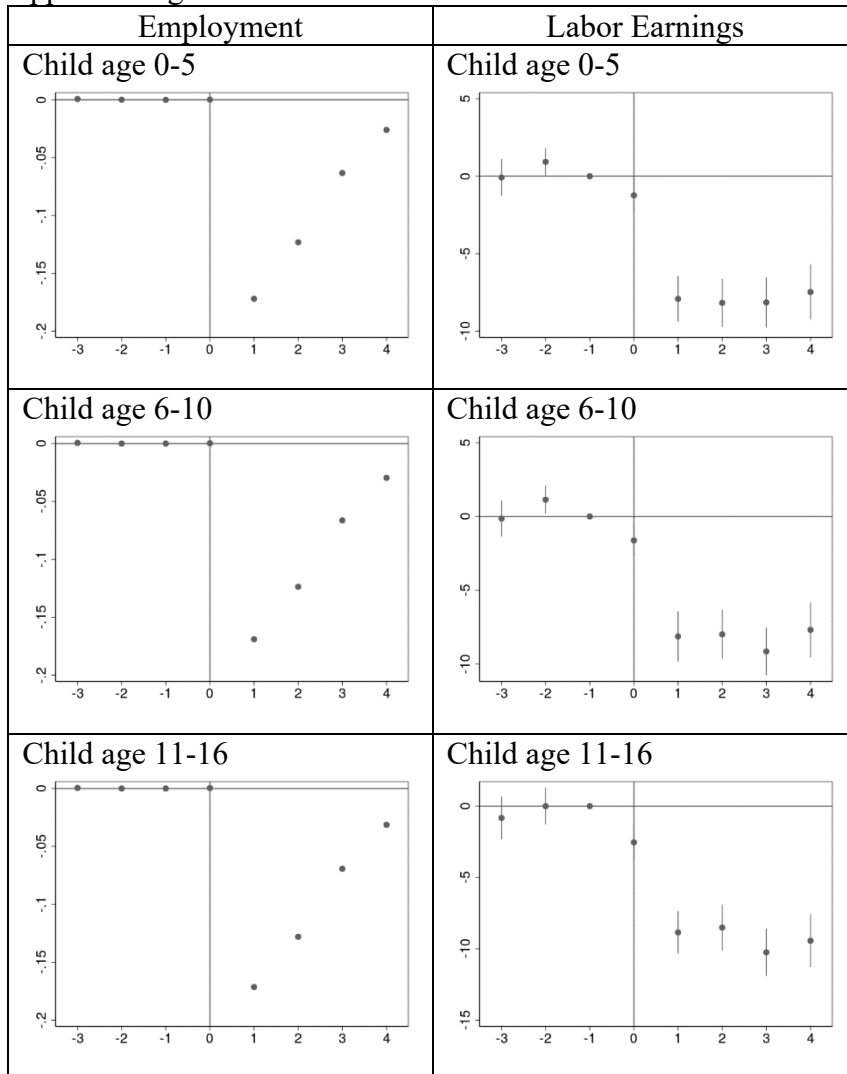
Note: Authors estimation of Equation (4) using population-wide register data from Statistics Norway. Dots are point estimates from a separate equation, lines are 95% confidence intervals. Standard errors are clustered at the individual parent level. Using **only** pre-period data, the estimating equation is: $y_{ibgt} = \alpha + [\pi_g * Displace_{ig} * RelativeTime_{\tau}] + \psi_g Displaced_{ig} + \delta_{g\tau} + \gamma_{gt} + \lambda_{ig} + \varepsilon_{ibgt}$, where $Displace_{ig\tau}$ is an indicator variable taking value 1 if the individual is displaced in relative time $\tau = 0$, and zero otherwise. The π_g coefficient identifies relative pre-displacement trends. The regression also includes fixed effects for birth year θ_{gq} , parent age ρ_{ga} , and municipality ϕ_{gm} .

Appendix Figure A-16: Effects of Parental Job Loss on Parents' Labor Market Outcomes, Cross Sectional Analysis for Time-varying Outcomes, 1-year Post, By Parent Age



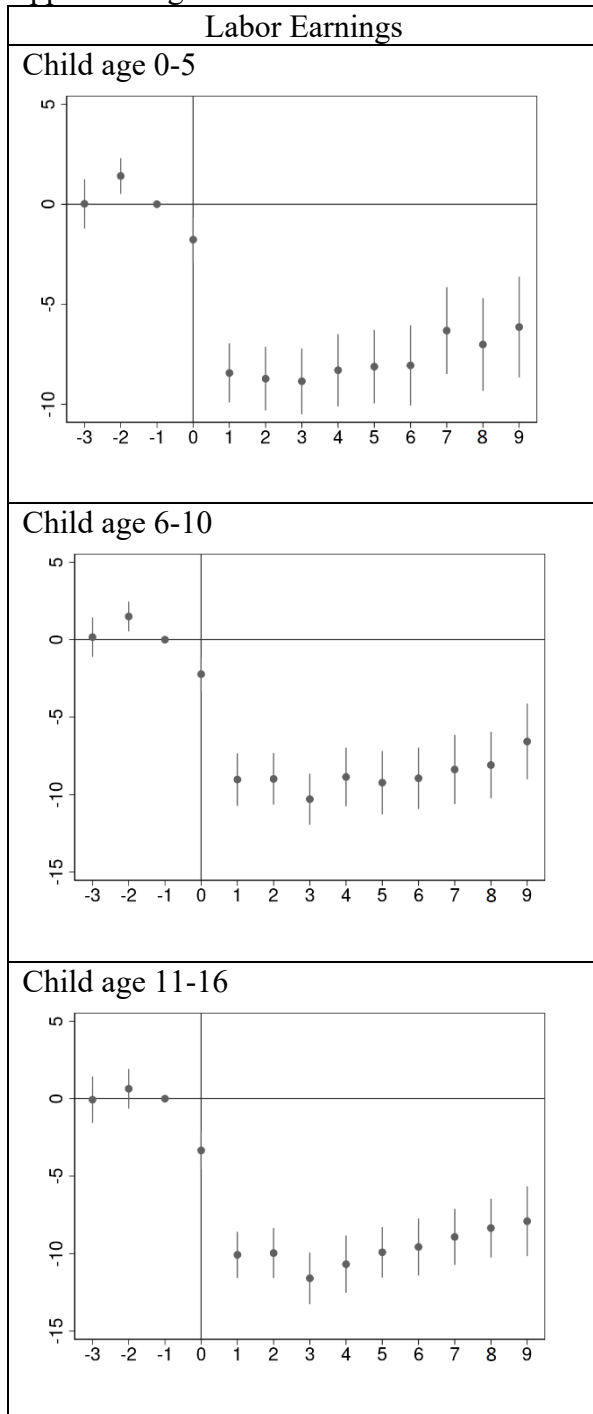
Note: Authors estimation of Equation (1) using population-wide register data from Statistics Norway. Dots are point estimates from a separate equation, lines are 95% confidence intervals. Standard errors are clustered at the individual parent level. Estimating equation: $y_{jbgqam} = \beta_{1g}Displace_{jg} + \theta_{gq} + \phi_{gm} + \rho_{ga} + \epsilon$, where y_{jbgqam} is the outcome, $Displace_{jg}$ is a binary variable taking the value of one if the child's parent was involuntarily displaced when the child was in that age group, and the fixed effects for birth year are θ_{gq} , for parent age are ρ_{ga} , and for municipality are ϕ_{gm} .

Appendix Figure A-16: Event Studies for Parents' Labor Market Outcomes



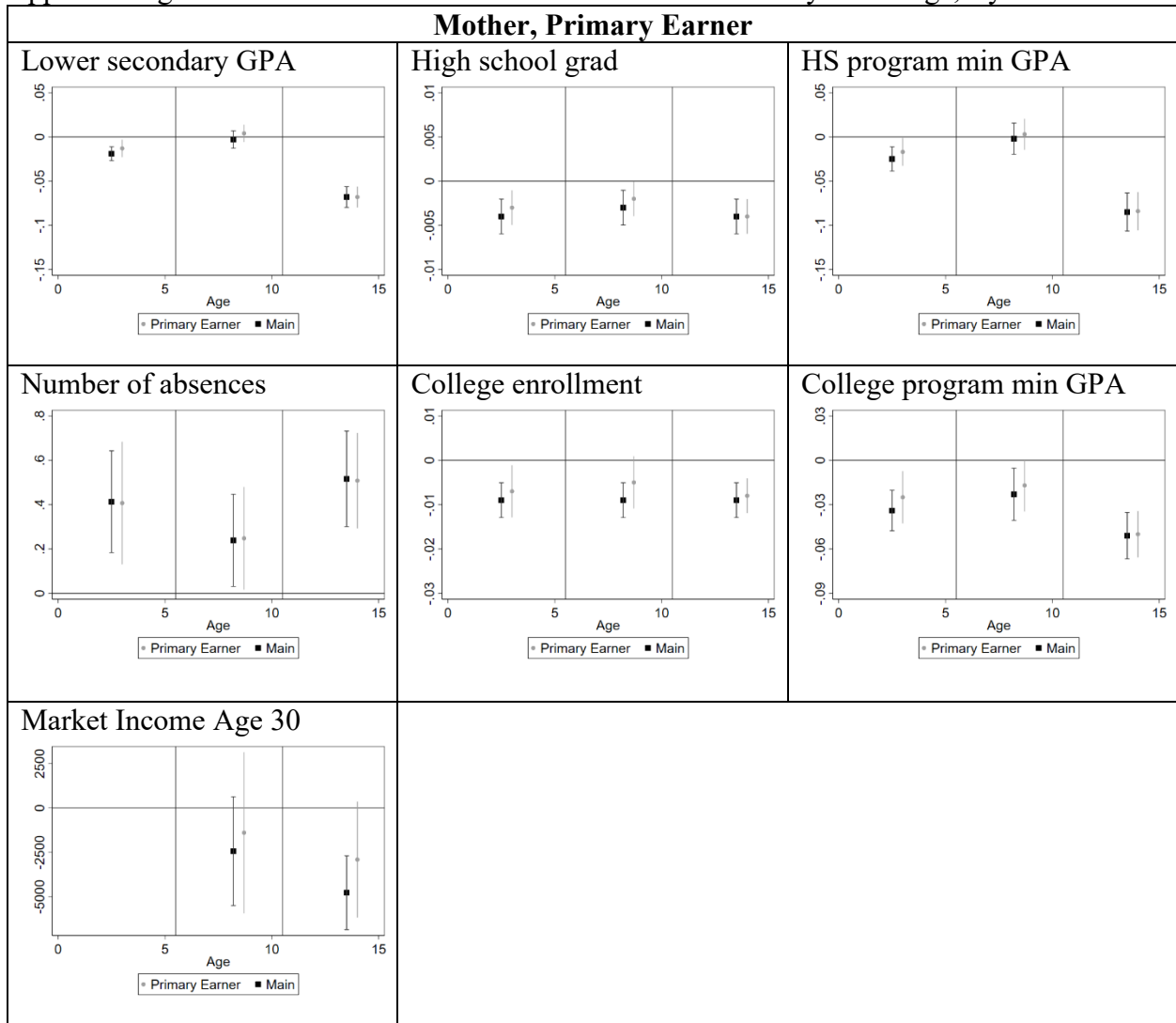
Note: Authors estimation using population-wide register data from Statistics Norway. Dots are point estimates from a separate equation, lines are 95% confidence intervals. Standard errors are clustered at the individual parent level. Estimating equation: $y_{ibgt} = \alpha + \sum_{t=-3}^4 [\pi_t (Displaced_{ig})] + \gamma_t + \lambda_{ig} + \varepsilon_{ibgt}$, where the π_t coefficients trace out relative pre treatment trends as well as time varying treatment effects. $Displaced_{ig}$ is an indicator variable taking value 1 if the individual is displaced is a binary variable taking the value of one if the parent was involuntarily displaced when the child was in that age group, and zero otherwise. The regression also includes fixed effects for birth year θ_{gq} , parent age ρ_{ga} , and municipality ϕ_{gm} .

Appendix Figure A-17: Event Studies for Parents' Earnings, Extended Post Period



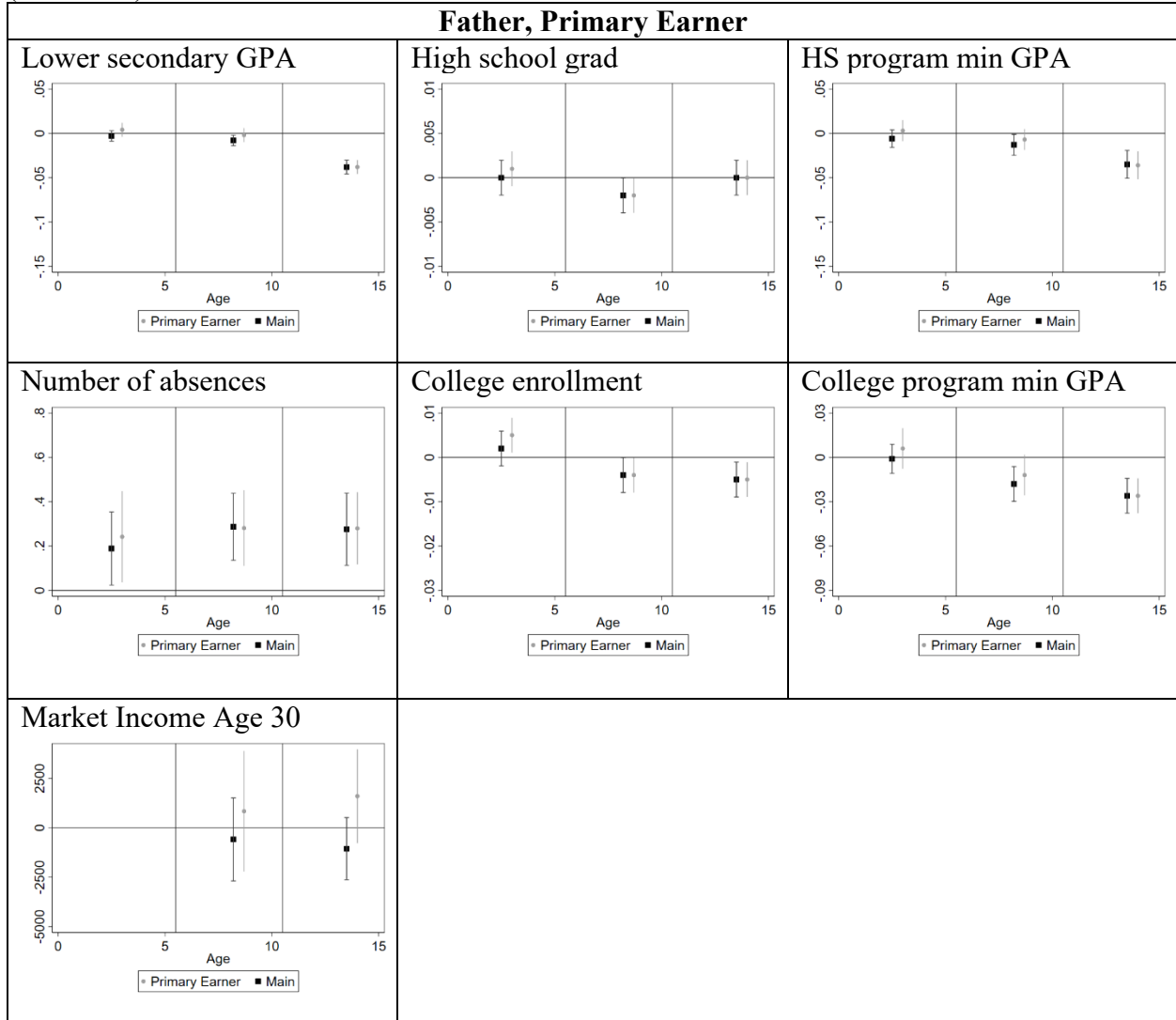
Note: Authors estimation using population-wide register data from Statistics Norway. Dots are point estimates from a separate equation, lines are 95% confidence intervals. Standard errors are clustered at the individual parent level. Estimating equation: $y_{ibgt} = \alpha + \sum_{t=-3}^{10} [\pi_t(Displaced_{ig})] + \gamma_t + \lambda_{ig} + \varepsilon_{ibgt}$, where the π_t coefficients trace out relative pre treatment trends as well as time varying treatment effects. $Displaced_{ig}$ is an indicator variable taking value 1 if the individual is displaced is a binary variable taking the value of one if the parent was involuntarily displaced when the child was in that age group, and zero otherwise. The regression also includes fixed effects for birth year θ_{gq} , parent age ρ_{ga} , and municipality ϕ_{gm} .

Appendix Figure A-18: Effects of Parental Job Loss on Children by Child Age, By Main Earner



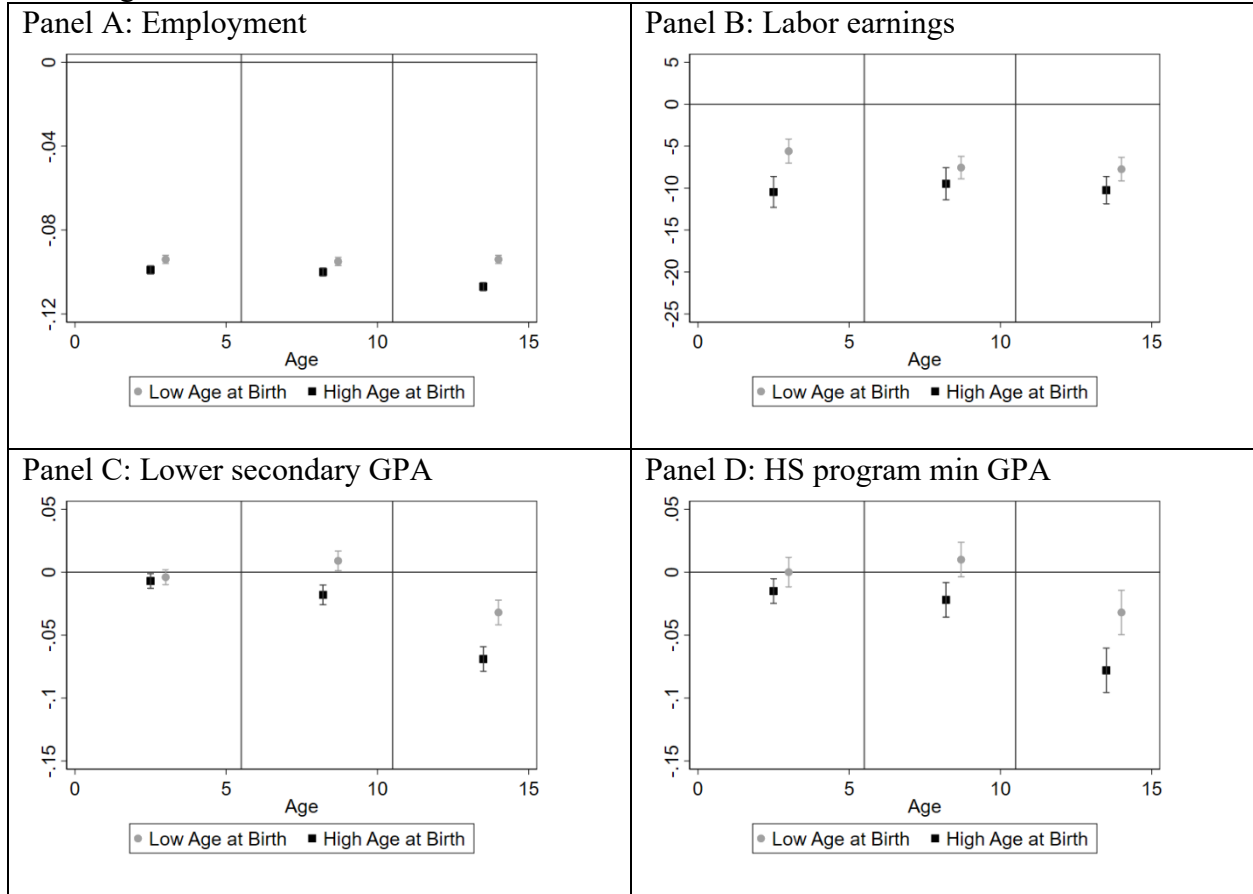
(continued on next page)

Appendix Figure A-19: Effects of Parental Job Loss on Children by Child Age, By Main Earner (continued)



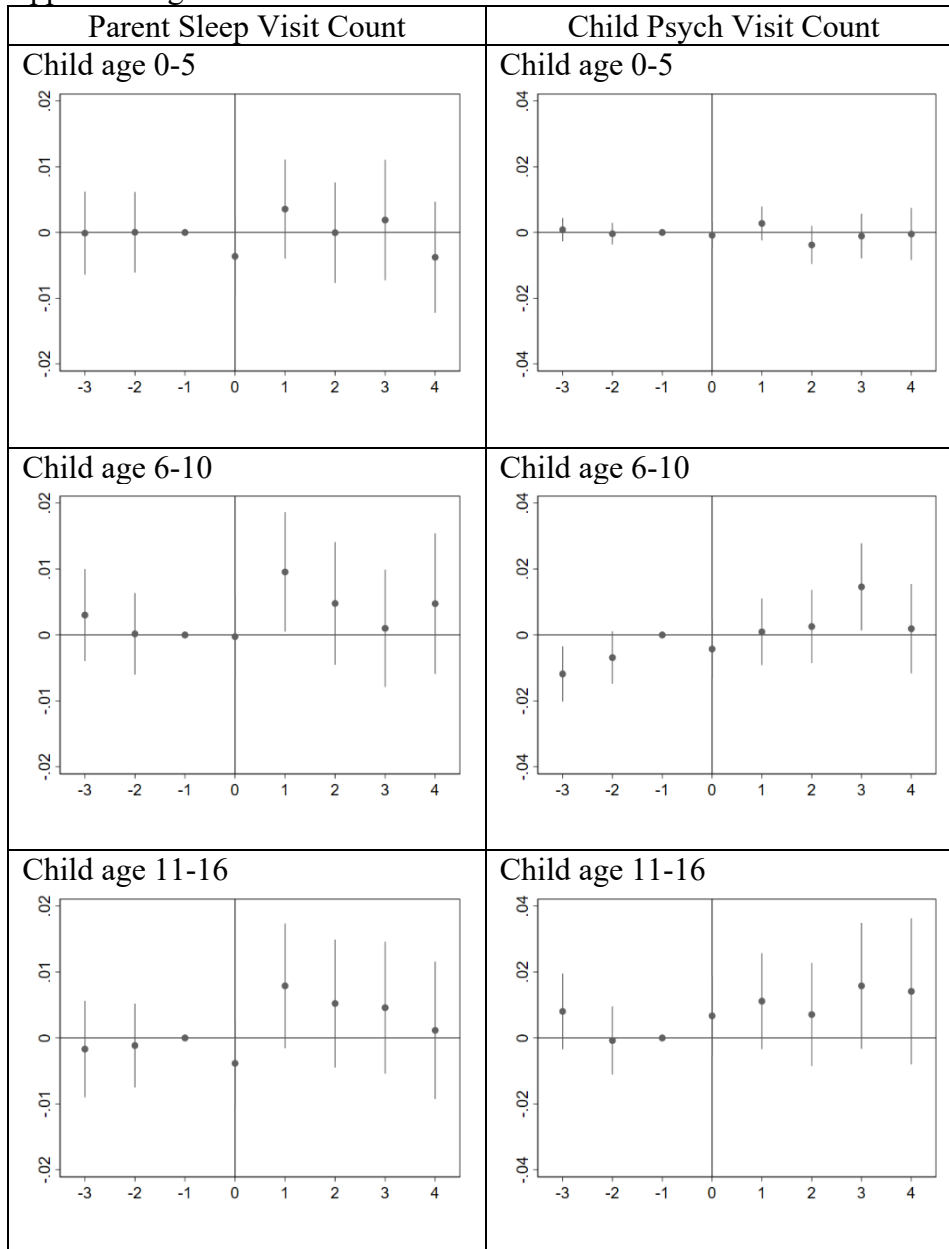
Note: Authors estimation of a modified version of Equation (1) using population-wide register data from Statistics Norway. The control group in the “Pure Control” regressions includes only children who were never exposed to an involuntary parental job displacement during their entire childhood (between birth through age 16). Dots are point estimates from a separate equation, lines are 95% confidence intervals. Standard errors are clustered at the individual parent level. Estimating equation: $y_{jbgqam} = \beta_{1g} Displace_{jg} + \theta_{gq} + \phi_{gm} + \rho_{ga} + \epsilon$, where y_{jbgqam} is the outcome, $Displace_{jg}$ is a binary variable taking the value of one if the child’s parent was involuntarily displaced when the child was in that age group, and the fixed effects for birth year are θ_{gq} , for parent age are ρ_{ga} , and for municipality are ϕ_{gm} .

Appendix Figure A-20: Effects of Parental Job Loss on Parents and Child by Child Age, By Parent Age



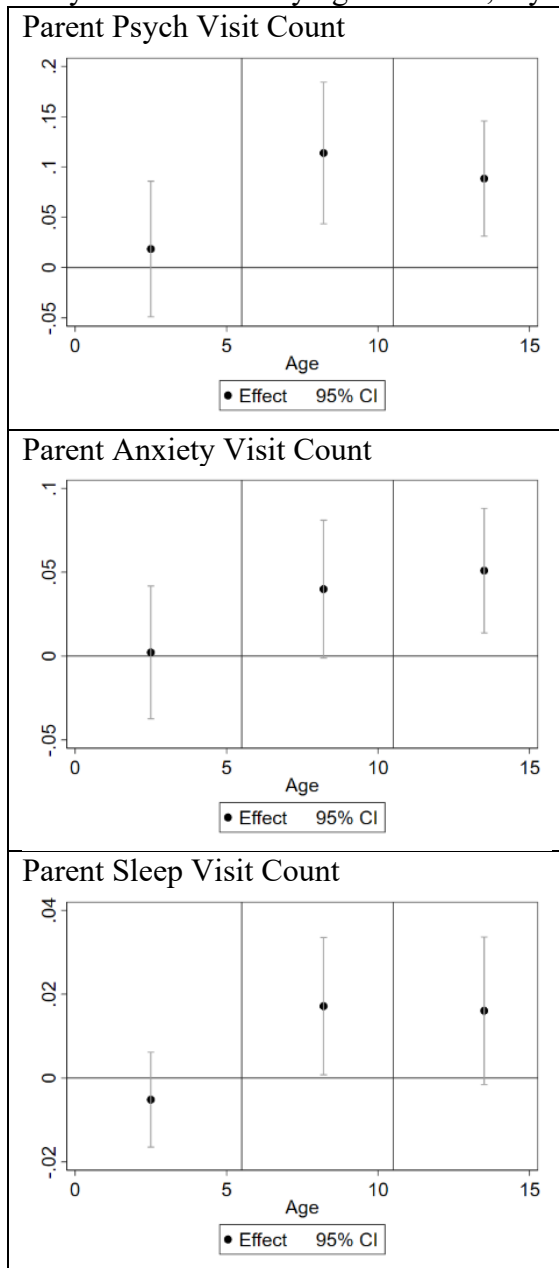
Note: Panels A and B: Authors estimation of Equation (3). Dots are point estimates from separate equations, lines are 95% confidence intervals. Standard errors are clustered at the individual parent level. Estimating equation: $y_{ibgt} = \alpha + \beta_g(Displaced_{ig} * Post_{igbt}) + \delta_{1g}Displaced_{ig} + \delta_{2g}Post_{igbt} + \gamma_{gt} + \lambda_{ig} + \varepsilon_{ibgt}$. where y_{ibgt} is the outcome, $Displaced_{ig}$ is a binary variable taking the value of one if the parent was involuntarily displaced when the child was in that age group, $Post_{igbt}$ is a binary variable taking the value of one if relative time is greater than 0, and the fixed effects for year are γ_{gt} , and for individual parent are λ_{ig} . Panels C and D: Authors estimation of Equation (1) using population-wide register data from Statistics Norway. Dots are point estimates from a separate equation, lines are 95% confidence intervals. Standard errors are clustered at the individual parent level. Estimating equation: $y_{jbgqam} = \beta_{1g}Displace_{jg} + \theta_{gq} + \phi_{gm} + \rho_{ga} + \varepsilon_{jbgqam}$, where y_{jbgqam} is the outcome, $Displace_{jg}$ is a binary variable taking the value of one if the child's parent was involuntarily displaced when the child was in that age group, and the fixed effects for birth year are θ_{gq} , for parent age are ρ_{ga} , and for municipality are ϕ_{gm} .

Appendix Figure A-21: Event Studies for Mental Health Outcomes



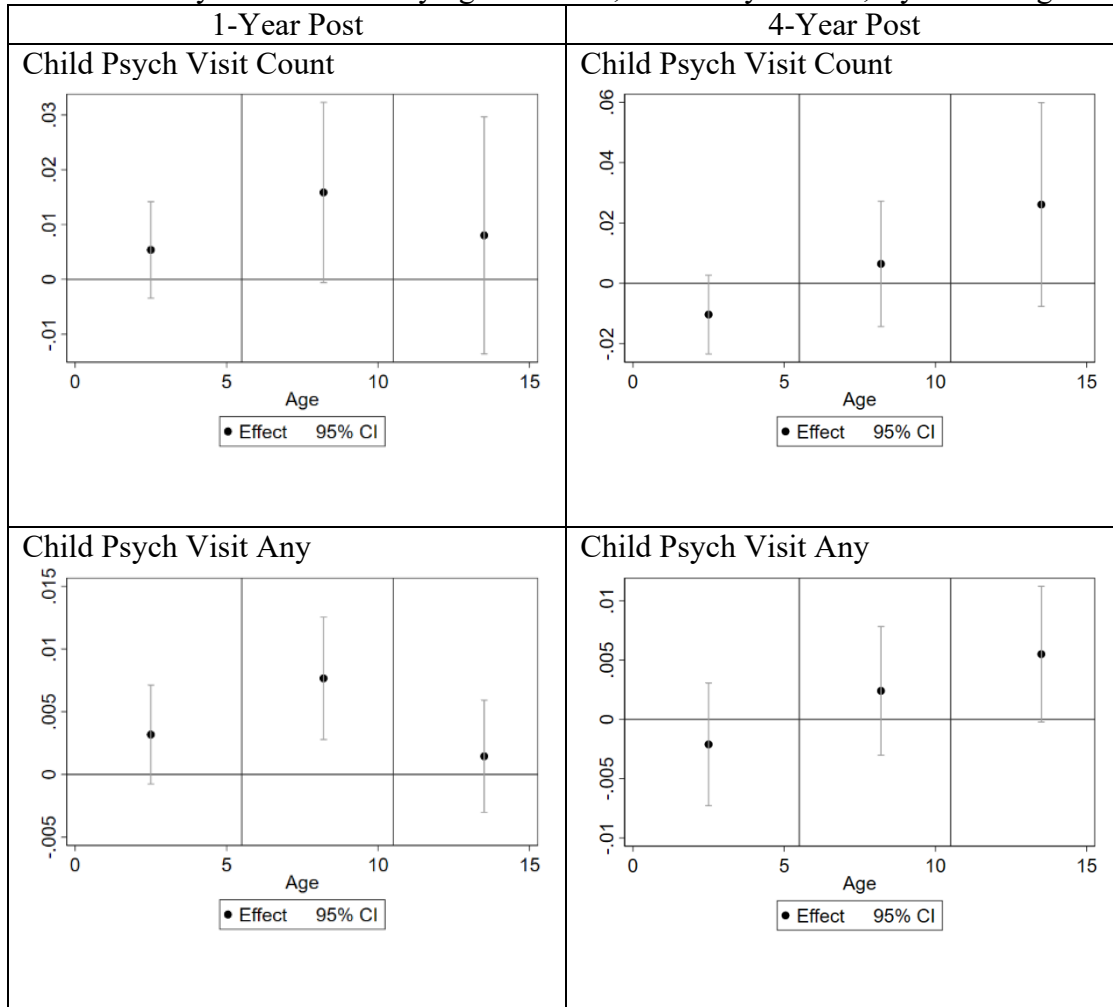
Note: Authors estimation using population-wide register data from Statistics Norway. Dots are point estimates from a separate equation, lines are 95% confidence intervals. Standard errors are clustered at the individual parent level. Estimating equation: $y_{ibgt} = \alpha + \sum_{t=-3}^4 [\pi_t(Displaced_{ig})] + \gamma_t + \lambda_{ig} + \varepsilon_{ibgt}$, where the π_t coefficients trace out relative pre treatment trends as well as time varying treatment effects. $Displaced_{ig}$ is an indicator variable taking value 1 if the individual is displaced is a binary variable taking the value of one if the parent was involuntarily displaced when the child was in that age group, and zero otherwise. The regression also includes fixed effects for birth year θ_{gq} , parent age ρ_{ga} , and municipality ϕ_{gm} .

Appendix Figure A-22: Effects of Parental Job Loss on Parent Mental Health, Cross Sectional Analysis for Time-varying Outcomes, 1-year Post, By Parent Age



Note: Authors estimation of Equation (1) using population-wide register data from Statistics Norway. Dots are point estimates from a separate equation, lines are 95% confidence intervals. Standard errors are clustered at the individual parent level. Estimating equation: $y_{jbgqam} = \beta_{1g}Displace_{jg} + \theta_{gq} + \phi_{gm} + \rho_{ga} + \epsilon$, where y_{jbgqam} is the outcome, $Displace_{jg}$ is a binary variable taking the value of one if the child's parent was involuntarily displaced when the child was in that age group, and the fixed effects for birth year are θ_{gq} , for parent age are ρ_{ga} , and for municipality are ϕ_{gm} .

Appendix Figure A-23: Effects of Parental Job Loss on Child Mental Health by Child Age, Cross Sectional Analysis for Time-varying Outcomes, 1- and 4-year Post, By Parent Age



Note: Authors estimation of Equation (1) using population-wide register data from Statistics Norway. Dots are point estimates from a separate equation, lines are 95% confidence intervals. Standard errors are clustered at the individual parent level. Estimating equation: $y_{jbgqam} = \beta_{1g}Displace_{jg} + \theta_{gq} + \phi_{gm} + \rho_{ga} + \epsilon$, where y_{jbgqam} is the outcome, $Displace_{jg}$ is a binary variable taking the value of one if the child's parent was involuntarily displaced when the child was in that age group, and the fixed effects for birth year are θ_{gq} , for parent age are ρ_{ga} , and for municipality are ϕ_{gm} .

Appendix Table A-1: Summary Statistics, Children, Analysis Sample and Unrestricted

	Sample	Unrestricted
Lower secondary GPA	4.19	4.06
High school grad	0.88	0.87
HS program min GPA	2.17	2.01
Number of absences	20.1	21.2
College enrollment	0.52	0.48
College program min GPA	1.84	1.68
Income age 30 (1000 NOK)	419.44	400.65

Note: Authors calculations using population-wide administrative data. The sample column based on restrictions discussed in Section 3. Limited to children in the analysis at age 10.

Appendix Table A-2: Summary Statistics, Parents, Analysis Sample and Unrestricted

	Sample	Unrestricted
Employed	1.00	0.73
Market Income (100 NOK)	513.89	367.56
Disability Pension	248.13	5853.19
Divorced	0.08	0.10
Child Count	2.48	2.59
In School	0.02	0.05
Move Municipality	0.01	0.04
Age	40.25	39.05
College Ed	0.39	0.32

Note: Authors calculations using population-wide administrative data. The sample column based on restrictions discussed in Section 3. Limited to children in the analysis at age 10.

Appendix Table A-3: Effects of Job Loss on Parent Mental Health, Years 5-7, Mothers

	Sleepless	Nervous	Anxious
Effect of Job Loss	0.008 (0.061)	0.007 (0.041)	0.010 (0.034)
N	420	1929	1926

Note: Authors estimation of Equation (1) using population-wide register data from Statistics Norway. Dots are point estimates from a separate equation, lines are 95% confidence intervals. Standard errors are clustered at the individual parent level. Estimating equation: $y_{jbqam} = \beta_1 Displace_j + \theta_q + \emptyset_m + \rho_a + \epsilon$, where y_{jbqam} is the outcome, $Displace_j$ is a binary variable taking the value of one if the child's parent was involuntarily displaced, and the fixed effects for birth year are θ_q , for parent age are ρ_a , and for municipality are \emptyset_m .